



ELECTRICAL APPLIANCES

Sales Manual 2023



Electrical Appliances Sales Manual 2023

Validity

The new sales manual for 2023 will be valid from 1st October 2022 for orders that include new products 2023 (incoming orders).

The sales manual 2022 will become invalid on 31st December 2022. Orders from the sales manual 2022 that we receive until 31st December 2022 with delivery until 28th February 2023 will be confirmed and invoiced according to the conditions of the sales manual 2022. Orders with a later delivery will be invoiced according to the conditions of the new sales material 2023.

Prices Merchandise

All points are marked with asterisk „*“ These articles are net items and a separate exchange rate is necessary.

Availability

All available products are available from Week 42. Products with a later availability date are indicated by a note on the product.

Terms of business

The manufacturer's terms of business are unconditionally valid for all orders. Oral agreements which have not been confirmed by us in writing have no validity. Measurements, dimensions, weights and other details constitute only an approximate guide. Details and specifications may be subject to changes due to product development. Every care has been taken to ensure accuracy, but cannot be guaranteed. There may be discrepancies between the colour in the picture and the item in real life.

5-year warranty	4–5
Ovens	8–11
Compact appliances	12
Warming drawers	13
Microwaves	14
Hobs / electric hobs	17–25
Gas hobs	26–27
Hobs with extractor fan	28–33
Blaupunkt Multi Control	18–19
Island hoods	34–37
Wall hoods	38–43
Ceiling fans	43
Flat hood	44
Fan module	45
Refrigeration	48
Refrigerations / freezer combinations	48–52
Refrigeration Extra Fresh	52
Refrigerations	53–56
Freezer	56
Undercounter refrigeration	56
Free-standing refrigerations / freezer combinations	57
Wine refrigeration	59–60
Dishwasher, 60 cm, fully integrated	62–64
Dishwasher, 45 cm, fully integrated	65
Dishwasher, 60 cm, semi integrated	65
Washer dryer	66–67
Blaupunkt Additional accessories	68
Ovens	70–71
Hobs with extractor fan	72–74
Gas Hobs	74
Extractor fan hoods	75–79
Dishwasher	80
Kitchen and Sound	81
Technical Drawings	82–92
Blaupunkt Service	94–95



Durability and professional service: That's the Blaupunkt promise. Naturally, this also applies to our 13 products, for which the 5-year warranty* is already included. We also offer this and other warranty extensions for all other Blaupunkt built-in appliances for a small surcharge. For all warranty services, you first need to register online.

It's just three easy steps to a warranty extension.

Register your new device on YourBlaupunkt: blaupunkt-einbaugerate.com



Create a customer account

Fill in the contact form on our website malta.blaupunkt-appliances.com (or scan the QR code above). Then confirm your email address to complete the registration.



Register your new appliance

You can register your new kitchen appliance in the customer area under *My Appliances*.



Complete your registration

Enter the serial number and date of purchase and select the appliance category. And that's it. Now you can benefit from your customer advantages.



* Registration within 90 days is required to activate the 5-year warranty. For more information, please visit our website malta.blaupunkt-appliances.com.



DARK STEEL

The Dark Steel series presents itself in a coherent and consistent design. The appliances are carefully aligned to create you a comfortable kitchen space. Ovens and compact appliances can be combined in various ways – along clear, uniform lines of design with black glass and white displays.

Ovens

Built-in oven with microwave

5B60M 8690GB

EG1297

1.810,80*



Design	
Colour	Black/ Dark Steel
Operating modes & functions	
Number of heating types	12
Top/ bottom heat	•/•
Hot air/ Hot air Eco	•/–
Circulation	•
Circulation grill	•
Large area grill	•
Small area grill	•
Pizza level	•
Defrosting	•
Quick heating	•
Combination functions	800 W microwave with 5 power levels
Operating comfort & equipment	
Operation	Touch control with slider
Display/ Colour	Digital/ White
Door damping	–
Automatic programmes	•
Temperature recommendation	•
Child lock	•
Cleaning	–
Water tank volume (in litres)	–
Cooking chamber capacity (in litres)	72
Accessories included**	
	Multi-use wire shelf, Enamelled baking tray
Technical data	
Energy efficiency class	–
Connected load	2.9 kW/ 230V
Appliance dimensions (H x W x D)	59.5 x 59.5 x 56.5 cm
Installation dimensions (H x W x D)	59.0 x 56.0 x 55.0 cm

** Optional accessories can be found on page 70 – 71.

Ovens

Built-in oven with steam assist

5B90S 8990GB

EG1298

1.728,00*



Built-in oven with pyrolytic

5B50P 8590GB

EG1296

1.402,20*



Built-in oven

5B50N 8590GB

EG1252

1.116,00*



Design		Design		Design	
Colour	Black/ Dark Steel	Black/ Dark Steel	Black/ Dark Steel	Black/ Dark Steel	Black/ Dark Steel
Operating modes & functions		Operating modes & functions		Operating modes & functions	
Number of heating types	12	12	11	11	11
Top/ bottom heat	•/•	•/•	•/•	•/•	•/•
Hot air/ Hot air Eco	•/•	•/•	•/•	•/•	•/•
Circulation	•	•	•	•	•
Circulation grill	•	•	•	•	•
Large area grill	•	•	•	•	•
Small area grill	•	•	•	•	•
Pizza level	•	•	•	•	•
Defrosting	•	•	•	•	•
Quick heating	•	•	•	•	•
Combination functions	Steam assist, 3 programmes	–	–	–	–
Operating comfort & equipment		Operating comfort & equipment		Operating comfort & equipment	
Operation	Touch control with slider	Touch control with slider	Touch control with slider	Touch control with slider	Touch control with slider
Display/ Colour	Digital/ White	Digital/ White	Digital/ White	Digital/ White	Digital/ White
Door damping	•	•	•	•	•
Automatic programmes	•	–	–	–	–
Temperature recommendation	•	•	•	•	•
Child lock	•	•	•	•	•
Cleaning	Descaling programme	Pyrolytic	–	–	–
Water tank volume (in litres)	1	–	–	–	–
Cooking chamber capacity (in litres)	72	72	72	72	72
Accessories included**		Accessories included**		Accessories included**	
	Multi-use wire shelf, Enamelled baking tray, Temperature probe, 1-way telescopic extension	Multi-use wire shelf, Enamelled baking tray, 1-way telescopic extension	Multi-use wire shelf, Enamelled baking tray, 1-way telescopic extension	Multi-use wire shelf, Enamelled baking tray, 1-way telescopic extension	Multi-use wire shelf, Enamelled baking tray, 1-way telescopic extension
Technical data		Technical data		Technical data	
Energy efficiency class	A+	A+	A+	A+	A+
Connected load	3.15 kW/ 220 – 240V	3.2 kW/ 220 – 240V	3.2 kW/ 220 – 240V	2.9 kW/ 220 – 240V	2.9 kW/ 220 – 240V
Appliance dimensions (H x W x D)	59.5 x 59.5 x 56.5 cm	59.5 x 59.5 x 56.5 cm	59.5 x 59.5 x 56.5 cm	59.5 x 59.5 x 56.5 cm	59.5 x 59.5 x 56.5 cm
Installation dimensions (H x W x D)	59.0 x 56.0 x 55.0 cm	59.0 x 56.0 x 55.0 cm	59.0 x 56.0 x 55.0 cm	59.0 x 56.0 x 55.0 cm	59.0 x 56.0 x 55.0 cm

** Optional accessories can be found on page 70 – 71. In a range from: A+++ to D.



Ovens

Built-in oven with pyrolitic
5B36P 0250GB
EG1274 1.002,60*



Built-in oven
5B36N 0250GB
EG1234 808,20*



Built-in oven with pyrolitic
5B27M 7050
EG1271 1.179,00*



Design			
Colour	Stainless steel	Stainless steel	Stainless steel

Operating modes & functions			
Number of heating types	8	8	7
Top/bottom heat	•/•	•/•	•/•
Hot air/Hot air Eco	•/•	•/•	•/•
Circulation	—	—	—
Circulation grill	•	•	•
Large area grill	•	•	•
Small area grill	•	•	—
Pizza level	—	—	•
Defrosting	•	•	•
Quick heating	•	•	•
Combination functions	—	—	—

Operating comfort & equipment			
Operation	Retractable control knob	Retractable control knob	Retractable control knob
Display/Colour	Digital/Red	Digital/Red	Digital/Red
Door damping	—	—	—
Automatic programmes	—	—	•
Temperature recommendation	•	•	•
Child lock	•	•	•
Cleaning	Pyrolitic	—	Pyrolitic
Water tank volume (in litres)	—	—	—
Cooking chamber capacity (in litres)	70	70	63

Accessories included**			
	Multi-use wire shelf, Enamelled baking tray, 1-way telescopic extension	Multi-use wire shelf, Enamelled baking tray, 1-way telescopic extension	Multi-use wire shelf, Universal pan

Technical data			
Energy efficiency class	A	A	A
Connected load	3.2 kW / 220–240V	3.0 kW / 220–240V	3.25 kW / 220–240V
Appliance dimensions (H × W × D)	59.5 × 59.5 × 57.5 cm	59.5 × 59.5 × 57.5 cm	59.5 × 59.4 × 54.8 cm
Installation dimensions (H × W × D)	59.0 × 56.0 × 55.0 cm	59.0 × 56.0 × 55.0 cm	59.0 × 56.0 × 55.0 cm

Ovens

Built-in oven
5B10M 0060
EG1224 588,60*



Built-in oven
5B10M 0050
EG1223 550,80*



Built-in oven
5B10K 0050
EG1222 482,40*



Design			
Colour	Black	Stainless steel	Stainless steel

Operating modes & functions			
Number of heating types	5	5	5
Top/bottom heat	•/•	•/•	•/•
Hot air/Hot air Eco	•/•	•/•	—/—
Circulation	—	—	—
Circulation grill	•	•	—
Large area grill	•	•	•
Small area grill	—	—	•
Pizza level	—	—	—
Defrosting	•	•	—
Quick heating	•	•	—
Combination functions	—	—	—

Operating comfort & equipment			
Operation	Control knob	Control knob	Control knob
Display/Colour	—	—	—
Door damping	—	—	—
Automatic programmes	—	—	—
Temperature recommendation	—	—	—
Child lock	—	—	—
Cleaning	—	—	—
Water tank volume (in litres)	—	—	—
Cooking chamber capacity (in litres)	66	66	71

Accessories included**			
	Multi-use wire shelf, Universal pan	Multi-use wire shelf, Universal pan	Multi-use wire shelf, Universal pan

Technical data			
Energy efficiency class	A	A	A
Connected load	3.3 kW / 220–240V	3.3 kW / 220–240V	2.85 kW / 220–240V
Appliance dimensions (H × W × D)	59.5 × 59.4 × 54.8 cm	59.5 × 59.4 × 54.8 cm	59.5 × 59.4 × 54.8 cm
Installation dimensions (H × W × D)	59.0 × 56.0 × 55.0 cm	59.0 × 56.0 × 55.0 cm	59.0 × 56.0 × 55.0 cm

Compact appliances

Built-in combination steam cooker

5C90S 8990GB

EG1595



1.755,00*



Built-in compact microwave oven

5C60M 8690GB

EG1594



1.612,80*



Built-in compact microwave oven

5MA 46510GB

EG1597



1.103,40*



Built-in warming drawer

5WS 16400

EG1910



534,60*



Design			
Colour	Black/Dark Steel	Black/Dark Steel	Stainless steel
Operating modes & functions			
Number of heating types	13	10	6
Top/bottom heat	•/•	•/•	-/-
Hot air/Hot air Eco	•/•	•/-	•/-
Circulation	•	•	-
Circulation grill	•	•	•
Large area grill	•	•	-
Small area grill	•	•	•
Pizza level	•	•	-
Defrosting	•	•	•
Dough process	•	•	•
Steam-cooking	•	-	-
Microwave	-	900W with 5 power levels	900W with 5 power levels
Combination function	Steam cooker assist, 3 programmes	•	•
Operating comfort & equipment			
Operation	Touch control with slider	Touch control with slider	Touch Control
Display/Colour	Digital/White	Digital/White	Digital/Red
Door damping	-	-	-
Automatic programmes	•	•	•
Defrosting programmes	•	•	•
Child lock	•	•	•
Cleaning	Descaling programme	-	-
Water tank volume (in litres)	1	-	-
Cooking chamber capacity (in litres)	50	50	44
Accessories included**			
	Steam cooker baskets XL – perforated, Multi-use wire shelf, Enamelled baking tray, Temperature probe	Multi-use wire shelf, Enamelled baking tray, Glass pan	Enamelled turntable, Multi-use wire shelf – large, Multi-use wire shelf – small
Technical data			
Energy efficiency class	-	-	-
Connected load	3.0kW/220–240V	3.0kW/230V	3.5kW/220–230V
Appliance dimensions (H x W x D)	45.4 x 59.5 x 56.8 cm	45.4 x 59.5 x 56.8 cm	45.4 x 59.5 x 54.8 cm
Installation dimensions (H x W x D)	45.0 x 56.0 x 55.0 cm	45.0 x 56.0 x 55.0 cm	45.0 x 56.0 x 55.0 cm

Warming drawers

Design	
Colour	Black
Operating comfort & equipment	
Opening	Push-pull opening
Operation	Rotary knob
Max. load (in kg)	15
Number of temperature levels	3
Temperature range	30 °C – 80 °C
Dish pre-heating	•
Food warm-keeping function	•
Defrosting of frozen food	•
Dough process	•
Anti-slip mat	•
Technical data	
Connected load	0.4kW/220–240V
Appliance dimensions (H x W x D)	14.0 x 59.4 x 54.2 cm
Installation dimensions (H x W x D)	14.0 x 56.0 – 56.8 x 55.0 cm
Note	
	Can be combined with a compact appliance (450 mm) for installation in a 590 mm high recess

Built-in microwave with grill

5MG 16199GB

EG1449



648,00*



Built-in microwave

5MA 26500GB

EG1450




363,60*



Design		
Colour	Black	Black/Stainless steel
Construction type	Built-in appliance with matching built-in frame for a 60 cm wide wall unit	Built-in appliance for a 60 cm wide tall unit
Door hinge	Left	Left
Microwave functions		
Max. power	900 W	700 W
Number of power levels	5	5
Grill function	•	—
Operating comfort & equipment		
Operation	Easy-to-use electronics	Easy-to-use electronics
Display/Colour	Digital/Red	Digital/Red
Door opening	Push button	Push button
Automatic programmes	•	•
Defrosting programmes	•	•
Memory function	•	•
Cleaning	—	—
Turntable Ø (in cm)	31.5	24.5
Cooking chamber capacity (in litres)	25	17
Accessories included		
	Glass turntable	Glass turntable
Technical data		
Connected load	2.45 kW / 220–230 V	1.27 kW / 220–230 V
Appliance dimensions (H × W × D)	38.2 × 59.4 × 40.3 cm	38.8 × 59.4 × 31.9 cm
Installation dimensions (H × W × D)	35.7 × 56.0 × 38.3 cm	38.0 × 56.0 × 30.0 cm





Hobs


Induction hob

5II 84352

EG1388



1.967,40*



Induction hob

5IL 64351

EG1364



1.584,00*



Induction hob

5IE 64352

EG1369



1.132,20*



Design			
Version	Stainless-steel frame	Stainless-steel frame	Stainless-steel frame
Type of installation	Top mounted	Top mounted	Top mounted
Width (in cm)	80	60	60

Heating type & functions			
Heating type	Induction	Induction	Induction
Power levels	17	17	17
Number of cooking zones	4	4	4
Cooking zones	2 × Ø 19.0 cm (2.2 kW / 3.7 kW) 1 × Ø 28.0 cm (2.6 kW / 3.7 kW) 1 × Ø 14.5 cm (1.4 kW / 2.2 kW)	4 × 19.0 / 21.0 cm (2.2 kW / 3.7 kW)	1 × Ø 14.5 cm (1.4 kW / 2.2 kW) 2 × Ø 18.0 cm (1.8 kW / 3.1 kW) 1 × Ø 21.0 cm (2.2 kW / 3.7 kW)
Boost function	•	•	•
Double ring zone	–	–	–
Casserole zone	–	–	–
Special functions	1 × Combi induction	2 × Combi induction	–

Operating comfort & equipment			
Operation	Touch control with slider	Touch Control	Touch Control
Display / Colour	Digital / Red	Digital / Red	Digital / Red
Pot detection	•	•	•
Residual heat display	•	•	•
Timer	•	•	•
Child lock	•	•	•
Safety switch-off	•	•	•
Power management	•	•	•
Multi Control ¹	–	–	–

Technical data			
Connected load	7.4 kW / 220–240 V	7.4 kW / 220–240 V	4.6 kW / 220–240 V
Appliance dimensions (H × W × D)	5.5 × 79.5 × 51.7 cm	5.5 × 58.3 × 51.3 cm	5.5 × 58.3 × 51.3 cm
Installation dimensions (H × W × D)	5.5 × 78.0 × 50.0 cm	5.5 × 56.0 × 49.0–50.0 cm	5.5 × 56.0 × 49.0–50.0 cm

Note			
Ventilation	No ventilation from the front necessary	No ventilation from the front necessary	No ventilation from the front necessary

Optional accessories can be found on page 68.

¹For more information on Multi Control, see page 18–19.



● MULTI CONTROL

A unique match

Here everything comes together that belongs together: Blaupunkt hobs with Multi Control ● form a unique combination – together with the Multi Control extractor fan hoods. These can be easily controlled using the hob operating panel, and automatically adjust their output in line with the heat generated by the hob.

Optional extendible Multi Control function: The installation of a small receiver in the hood suffices to put your kitchen in the perfect light. This allows you to use a remote control to control the light mood and intensity.

If your kitchen is also furnished with this technology, the hood and the light system can be coupled together, thereby resulting in a perfectly harmonized look with a uniform light colour and intensity!



Receiver

BLZ 501


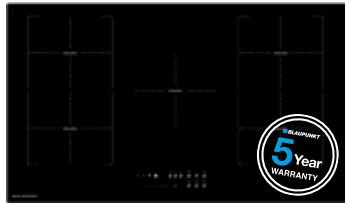



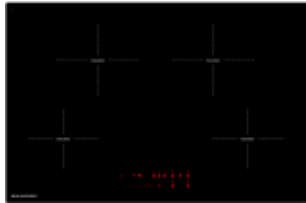
111,60*

Remote control

BLZ 502

53,10*

Hobs

<p>Induction hob</p> <p>5II 94291</p> <p>EG1383</p> <p>1.834,20*</p>  	<p>Induction hob</p> <p>5II 84251</p> <p>EG1324</p> <p>1.186,20*</p>  	<p>Induction hob</p> <p>5IE 84252</p> <p>EG1323</p> <p>1.078,20*</p>  
---	--	---

Design			
Version	Frameless	Frameless	Frameless
Type of installation	Top mounted / flush-mounted	Top mounted / flush-mounted	Top mounted / flush-mounted
Width (in cm)	90	80	80

Heating type & functions			
Heating type	Induction	Induction	Induction
Power levels	10	10	10
Number of cooking zones	5	4	4
Cooking zones	4 × 20.0 × 21.0 cm (2.3 kW / 3.0 kW) 1 × Ø 21.5 cm (2.3 kW / 3.0 kW)	4 × 20.0 × 21.0 cm (2.1 kW / 3.0 kW)	2 × Ø 17.5 cm (1.4 kW / 2.1 kW) 2 × Ø 21.5 cm (2.3 kW / 3.0 kW)
Boost function	•	•	•
Double ring zone	—	—	—
Casserole zone	—	—	—
Special functions	2 × Combi induction	2 × Combi induction	—







Operating comfort & equipment			
Operation	Touch control with slider	Touch control with slider	Touch control with slider
Display / Colour	Digital / White	Digital / Red	Digital / Red
Pot detection	•	•	•
Residual heat display	•	•	•
Timer	•	•	•
Child lock	•	•	•
Safety switch-off	•	•	•
Power management	•	•	•
Multi Control ¹	•	•	•

Technical data			
Connected load	7.4 kW / 220 – 240 V	7.4 kW / 220 – 240 V	7.4 kW / 220 – 240 V
Appliance dimensions (H × W × D)	5.2 × 88.0 × 52.0 cm	5.2 × 78.0 × 52.0 cm	5.2 × 78.0 × 52.0 cm
Installation dimensions (H × W × D)	5.2 × 81.0 × 49.0 cm	5.2 × 75.0 × 49.0 cm	5.2 × 75.0 × 49.0 cm

Note			
Ventilation	No ventilation from the front necessary	No ventilation from the front necessary	No ventilation from the front necessary

Optional accessories can be found on page 68.
¹For more information on Multi Control, see page 18 – 19.

Hobs

<p>Induction hob</p> <p>5IE 64253</p> <p>EG1325</p> <p>1.006,20*</p>  	<p>Induction hob</p> <p>5IB 64211</p> <p>EG1384</p> <p>775,80*</p>  	<p>Induction hob</p> <p>5IZ 34291</p> <p>EG1321</p> <p>585,00*</p>  
---	---	---

Design			
Version	Frameless	Frameless	Frameless
Type of installation	Top mounted / flush-mounted	Top mounted / flush-mounted	Top mounted / flush-mounted
Width (in cm)	60	60	30

Heating type & functions			
Heating type	Induction	Induction	Induction
Power levels	10	10	10
Number of cooking zones	4	3	2
Cooking zones	1 × Ø 17.5 cm (1.4 kW / 2.1 kW) 1 × Ø 21.5 cm (2.3 kW / 3.0 kW) 2 × 21.0 × 19.0 cm (2.1 kW / 3.0 kW)	1 × Ø 17.5 cm (1.4 kW / 2.1 kW) 1 × Ø 21.5 cm (2.3 kW / 3.0 kW) 1 × Ø 26.5 cm (2.3 kW / 3.0 kW)	2 × Ø 17.5 cm (1.4 kW / 2.1 kW)
Boost function	•	•	•
Double ring zone	—	—	—
Casserole zone	—	—	—
Special functions	Combi induction	—	—

Operating comfort & equipment			
Operation	Touch control with slider	Touch control with slider	Touch control with slider
Display / Colour	Digital / Red	Digital / Red	Digital / Red
Pot detection	•	•	•
Residual heat display	•	•	•
Timer	•	•	•
Child lock	•	•	•
Safety switch-off	•	•	•
Power management	•	•	•
Multi Control ¹	•	•	—

Technical data			
Connected load	7.4 kW / 220 – 240 V	6.7 kW / 220 – 240 V	3.7 kW / 220 – 240 V
Appliance dimensions (H × W × D)	5.2 × 59.0 × 52.0 cm	5.2 × 59.0 × 52.0 cm	5.2 × 30.0 × 52.0 cm
Installation dimensions (H × W × D)	5.2 × 56.0 × 49.0 cm	5.2 × 56.0 × 49.0 cm	5.2 × 27.0 × 49.0 cm

Note			
Ventilation	No ventilation from the front necessary	No ventilation from the front necessary	No ventilation from the front necessary

Optional accessories can be found on page 68.
¹For more information on Multi Control, see page 18 – 19.

Click inside and
have another look
malta.blaupunkt-appliances.com



Hobs

Glass ceramic hob

5RH 84352

EG1368



1.164,60*



Glass ceramic hob

5RG 64350

EG1355



819,00*



Glass ceramic hob

5RE 64350

EG1351



698,40*



Design			
Version	Stainless-steel frame	Stainless-steel frame	Stainless-steel frame
Type of installation	Top mounted	Top mounted	Top mounted
Width (in cm)	80	60	60
Heating type & functions			
Heating type	Electric	Electric	Electric
Power levels	17	17	17
Number of cooking zones	4	4	4
Cooking zones	1 × Ø 14.5 cm (1.2 kW) 1 × Ø 12.0/21.0 cm (0.8 kW / 2.1 kW / 2.6 kW) 1 × Ø 17.0/26.5 cm (1.8 kW / 2.6 kW / 2.6 kW) 1 × Ø 23.0/18.0 cm (1.7 kW / 2.4 kW / 3.4 kW)	1 × Ø 12.0/21.0 cm (0.75 kW / 2.2 kW) 2 × Ø 14.5 cm (1.2 kW) 1 × Ø 17.0/26.5 cm (1.8 kW / 2.6 kW)	2 × Ø 14.5 cm (1.2 kW) 1 × Ø 18.0 cm (2.0 kW) 1 × Ø 21.0 cm (2.2 kW)
Boost function	•	–	–
Double ring zone	•	•	–
Casserole zone	•	•	–
Special functions	–	–	–
Operating comfort & equipment			
Operation	Touch control with slider	Touch Control	Touch Control
Display/Colour	Digital/Red	Digital/Red	Digital/Red
Pot detection	–	–	–
Residual heat display	•	•	•
Timer	•	–	–
Child lock	•	•	•
Safety switch-off	•	•	•
Power management	–	–	–
Multi Control ¹	–	–	–
Technical data			
Connected load	9.3 kW / 220–240 V	6.7 kW / 220–240 V	6.6 kW / 220–240 V
Appliance dimensions (H × W × D)	5.1 × 79.5 × 51.7 cm	5.1 × 58.3 × 51.3 cm	5.1 × 58.3 × 51.3 cm
Installation dimensions (H × W × D)	4.8 × 78.0 × 50.0 cm	4.8 × 56.0 × 49.0–50.0 cm	4.8 × 56.0 × 49.0–50.0 cm
Note			
Ventilation	No ventilation from the front necessary	No ventilation from the front necessary	No ventilation from the front necessary

Optional accessories can be found on page 68.

¹For more information on Multi Control, see page 18–19.

Hobs

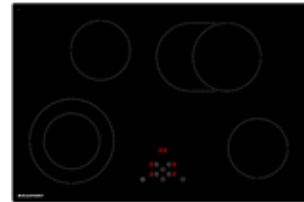
Glass ceramic hob

5RG 74351

EG1360



655,20*




Glass ceramic hob

5RG 64361

EG1359



586,80*



Glass ceramic hob

5RE 64361

EG1358



444,60*



Design			
Version	Frameless	Frameless	Frameless
Type of installation	Top mounted / flush-mounted	Top mounted / flush-mounted	Top mounted / flush-mounted
Width (in cm)	80	60	60

Heating type & functions			
Heating type	Electric	Electric	Electric
Power levels	10	10	10
Number of cooking zones	4	4	4
Cooking zones	1 × Ø 14.5 / 22.0 cm (1.0 kW / 2.2 kW) 1 × Ø 18.0 / 27.5 cm (1.5 kW / 2.4 kW) 2 × Ø 15.5 cm (1.2 kW)	1 × Ø 14.5 / 22.0 cm (1.0 kW / 2.2 kW) 1 × Ø 18.0 / 27.5 cm (1.5 kW / 2.4 kW) 2 × Ø 15.5 cm (1.2 kW)	2 × Ø 15.5 cm (1.2 kW) 2 × Ø 19.0 cm (1.8 kW)
Boost function	—	—	—
Double ring zone	•	•	—
Casserole zone	•	•	—
Special functions	—	—	—

Operating comfort & equipment			
Operation	Touch Control	Touch Control	Touch Control
Display / Colour	Digital / Red	Digital / Red	Digital / Red
Pot detection	—	—	—
Residual heat display	•	•	•
Timer	•	•	•
Child lock	•	•	•
Safety switch-off	•	•	•
Power management	—	—	—
Multi Control ¹	—	—	—

Technical data			
Connected load	7.4 kW / 220–240 V	7.0 kW / 220–240 V	6.0 kW / 220–240 V
Appliance dimensions (H × W × D)	5.7 × 78.0 × 52.0 cm	5.7 × 59.0 × 52.0 cm	5.7 × 59.0 × 52.0 cm
Installation dimensions (H × W × D)	5.7 × 75.0 × 49.0 cm	5.7 × 56.0 × 49.0 cm	5.7 × 56.0 × 49.0 cm

Note			
Ventilation	No ventilation from the front necessary	No ventilation from the front necessary	No ventilation from the front necessary

Optional accessories can be found on page 68.
¹For more information on Multi Control, see page 18–19.

Hobs

Glass ceramic hob

5RZ 34411

EG1306



268,20*



Design	
Version	Frameless
Type of installation	Top mounted / flush-mounted
Width (in cm)	30

Heating type & functions	
Heating type	Electric
Power levels	9
Number of cooking zones	2
Cooking zones	1 × Ø 14.5 cm (1.2 kW) 1 × Ø 18.0 cm (1.8 kW)
Boost function	—
Double ring zone	—
Casserole zone	—
Special functions	—

Operating comfort & equipment	
Operation	Touch Control
Display / Colour	Digital / Red
Pot detection	—
Residual heat display	•
Timer	•
Child lock	•
Safety switch-off	•
Power management	—
Multi Control ¹	—

Technical data	
Connected load	3.0 kW / 220–240 V
Appliance dimensions (H × W × D)	5.7 × 29.0 × 52.0 cm
Installation dimensions (H × W × D)	5.7 × 27.0 × 49.0 cm

Note	
Ventilation	No ventilation from the front necessary

Optional accessories can be found on page 68.
¹For more information on Multi Control, see page 18–19.

Hobs

Gas hob

5GB 72290

EG1343



651,60*



Design	
Version	Black glass
Type of installation	Top mounted
Width (in cm)	75

Heating type & functions	
Heating type	Gas
Gas type	Preset to natural gas (20 mbar), Can be converted to liquid gas (not included in the scope of supply)
Number of gas cooking zones	5
cooking zone burner	2× Normal burners (1.75 kW) 1× Energy-saving burner (1.0 kW) 1× Wok burner (3.6 kW) 1× Strong burner (3.0 kW)

Operating comfort & equipment	
Operation	Control knob
Cast iron pot carrier	•
Electrical spoke spark ignition	•
Thermoelectric safety pilot	•

Technical data	
Connected load	11.1 kW / 220–240 V
Appliance dimensions (H × W × D)	9.0 × 75.0 × 52.0 cm
Installation dimensions (H × W × D)	4.5 × 56.0 × 49.0 cm

Note	
	Ventilation from the front necessary

Hobs

Gas hob

5GB 62190

EG1342



487,80*



Gas hob

5GB 71250

EG1341



608,40*



Gas hob

5GB 61150

EG1340



444,60*



Design		Design	
Version	Black glass	Stainless steel	Stainless steel
Type of installation	Top mounted	Top mounted	Top mounted
Width (in cm)	60	75	60

Heating type & functions		Heating type & functions	
Heating type	Gas	Gas	Gas
Gas type	Preset to natural gas (20 mbar), Can be converted to liquid gas (not included in the scope of supply)	Preset to natural gas (20 mbar), Can be converted to liquid gas (not included in the scope of supply)	Preset to natural gas (20 mbar), Can be converted to liquid gas (not included in the scope of supply)
Number of gas cooking zones	4	5	4
cooking zone burner	2× Normal burners (1.75 kW) 1× Energy-saving burner (1.0 kW) 1× Strong burner (3.0 kW)	2× Normal burners (1.75 kW) 1× Energy-saving burner (1.0 kW) 1× Wok burner (3.6 kW) 1× Strong burner (3.0 kW)	2× Normal burners (1.75 kW) 1× Energy-saving burner (1.0 kW) 1× Strong burner (3.0 kW)

Operating comfort & equipment		Operating comfort & equipment	
Operation	Control knob	Control knob	Control knob
Cast iron pot carrier	•	•	•
Electrical spoke spark ignition	•	•	•
Thermoelectric safety pilot	•	•	•

Technical data		Technical data	
Connected load	8.1 kW / 220–240 V	11.1 kW / 220–240 V	8.1 kW / 220–240 V
Appliance dimensions (H × W × D)	9.0 × 60.0 × 51.5 cm	9.0 × 75.0 × 52.0 cm	9.0 × 60.0 × 51.5 cm
Installation dimensions (H × W × D)	4.5 × 56.0 × 49.0 cm	4.5 × 56.0 × 49.0 cm	4.5 × 56.0 × 49.0 cm

Note		Note	
	Ventilation from the front necessary	Ventilation from the front necessary	Ventilation from the front necessary



THE BEST FEATURES AT A GLANCE

New 5IX 80290 and 5IX 60290 induction hobs with integrated extractor fan.

The ventilation system is activated automatically when a cooking zone is in use

Flexible planning – surface- or flush-mounting installation possible

2 in 1 – Exhaust and circulating air in one device

Simple filter exchange and easy cleaning

Fan motor integrated directly into the hob

Simple and intuitive operation




State-of-the-art technology and fast installation

Minimalist design



Here you can find all information about our hob fans.

Hobs with integrated extractor fan

<p>Induction hob with integrated extractor fan</p> <p>5IX 99291</p> <p>EG1395</p> <p>3.619,80*</p> 	<p>Induction hob with integrated extractor fan</p> <p>5IX 94291</p> <p>EG1397</p> <p>2.912,40*</p> 	<p>Induction hob with integrated extractor fan</p> <p>5IX 90291</p> <p>EG1349</p> <p>1.999,80*</p> <p>NEW</p> 
--	---	---

Design			
Version	Frameless	Frameless	Frameless
Type of installation	Top mounted / flush-mounted	Top mounted / flush-mounted	Top mounted / flush-mounted
Width (in cm)	90	90	90
Extractor fan	Rear with electronic opening	Rear with electronic opening	Central

Heating type & functions			
Heating type	Induction	Induction	Induction
Power levels	10	10	10
Number of cooking zones	4	4	4
Cooking zones	4 × Ø 22.0cm (2.1 kW / 3.7 kW)	4 × Ø 19.0 × 21.0cm (2.1 kW / 3.7 kW)	2 × Ø 16.0cm, 1.2 kW (1.4 kW) 2 × Ø 20.0cm, 2.3 kW (3.0 kW)
Boost function	•	•	•
Special functions	2 × Combi induction	2 × Combi induction	—

Operating comfort & equipment			
Operation	Touch control with slider	Touch Control	Touch Control
Display / Colour	Digital / White	Digital / Red	Digital / Red
Pot detection	•	•	•
Residual heat display	•	•	•
Timer	•	•	•
Safety switch-off	•	•	•
Power management	•	•	•



Performance & functions extractor fan			
Extraction capacity max. normal / intensive level ¹	576 / 734 m ³ / h	576 / 734 m ³ / h	582 / 674 m ³ / h
Circulation capacity max. normal / intensive level ¹	450 / 560 m ³ / h	450 / 560 m ³ / h	460 / 514 m ³ / h
Power levels	5 + 1 Intensive level	5 + 1 Intensive level	3 + 1 Intensive level
Noise level (in dB (A)) normal level max. extract air ²	65	65	70
Filter saturation indicator	•	•	•

Accessories included**			
	Metal grease filter, dishwasher-safe	Metal grease filter, dishwasher-safe	Metal grease filter, dishwasher-safe

Technical data			
Energy efficiency class	A+++	A+++	A
Connected load	7.4 kW / 220 – 240V	7.4 kW / 220 – 240V	7.4 kW / 220 – 240V
Appliance dimensions (H × W × D)	82.7 – 98.2 × 90.0 × 53.0 cm	82.7 – 98.2 × 90.0 × 53.0 cm	82.0 – 97.5 × 90.0 × 53.0 cm
Installation dimensions (H × W × D)	5.8 × 86.2 × 49.5 cm	5.8 × 86.2 × 49.5 cm	16.0 – 16.4 × 88.0 × 50.0 cm

Note			
Ventilation	Ventilation from the front necessary	Ventilation from the front necessary	Ventilation from the front necessary

Hobs with integrated extractor fan

<p>Induction hob with integrated extractor fan</p> <p>5IX 80290</p> <p>EG1363</p> <p>2.766,60*</p> <p>NEW</p> 	<p>Induction hob with integrated extractor fan</p> <p>5IX 60290</p> <p>EG1362</p> <p>2.082,60*</p> <p>NEW</p> 
---	---

Design		
Version	Frameless	Frameless
Type of installation	Top mounted / flush-mounted	Top mounted / flush-mounted
Width (in cm)	80	60
Extractor fan	Central	Central

Heating type & functions		
Heating type	Induction	Induction
Power levels	10	10
Number of cooking zones	4	4
Cooking zones	4 × Ø 19.0 × 21.0cm (2.1 kW / 3.7 kW)	2 × Ø 17.5cm (2.1 kW) 2 × Ø 16.0cm (1.85 kW)
Boost function	•	•
Special functions	2 × Combi induction	—

Operating comfort & equipment		
Operation	Touch control with slider	Touch control with slider
Display / Colour	Digital / Red	Digital / Red
Pot detection	•	•
Residual heat display	•	•
Timer	•	•
Safety switch-off	•	•
Power management	•	•

Performance & functions extractor fan		
Extraction capacity max. normal / intensive level ¹	434 / 500 m ³ / h	424 / 441 m ³ / h
Circulation capacity max. normal / intensive level ¹	350 / 400 m ³ / h	339 / 353 m ³ / h
Power levels	9 + 1 Intensive level	9 + 1 Intensive level
Noise level (in dB (A)) normal level max. extract air ²	69	69
Filter saturation indicator	•	•

Accessories included**		
	Metal grease filter, dishwasher-safe	Metal grease filter, dishwasher-safe

Technical data		
Energy efficiency class	A	B
Connected load	7.4 kW / 220 – 240V	7.4 kW / 220 – 240V
Appliance dimensions (H × W × D)	20.1 × 78.0 × 52.0 cm	20.1 × 59.0 × 52.0 cm
Installation dimensions (H × W × D)	19.7 × 75.0 × 50.0 cm	19.7 × 59.0 × 50.0 cm

Note		
Ventilation	No ventilation from the front necessary	No ventilation from the front necessary

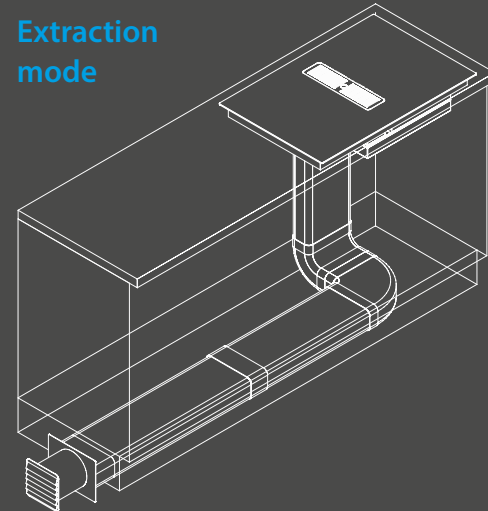
Planning information

for 5IX 80290 and 5IX 60290
(with fan motor integrated into the hob)

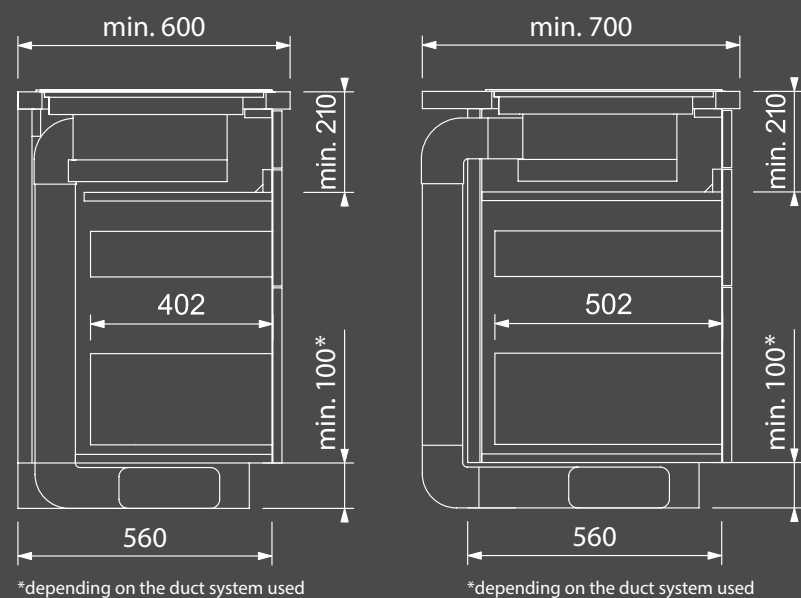
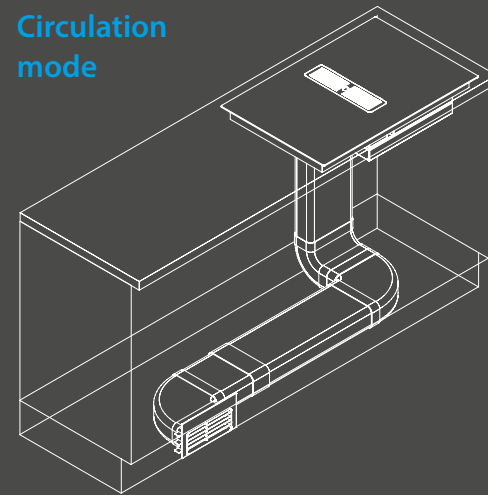
The following must be considered during planning and installation:

- The fan motor is integrated directly into the hob
- Naber Compair Flow 150 air discharge, allowing for freedom in planning airflow
- Airflow can be routed in any direction
- Dishwashers, under-counter refrigerators, drawers etc. cannot be planned in the area of the exhaust air duct
- Min. cabinet width 800 mm (5IX 80290)
- Min. cabinet width 600 mm (5IX 60290)
- Min. worktop depth 600 mm (correspondingly deeper when planning in niche panelling)
- Worktop depth 600 mm (for flush-mounted planning)
- Base height min. 100 mm (depending on the duct system used)

Extraction mode



Circulation mode



Using a flat ducting system to extract outside of the carcass.

Planning information

for 5IX 99291, 5IX 94291 and 5IX 90291
(with base motor)

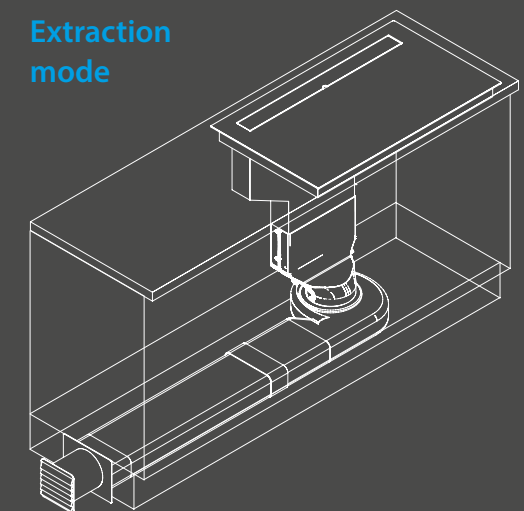
The following must be considered during planning and installation:

The airflow in a kitchenette can be generally conducted in any direction.

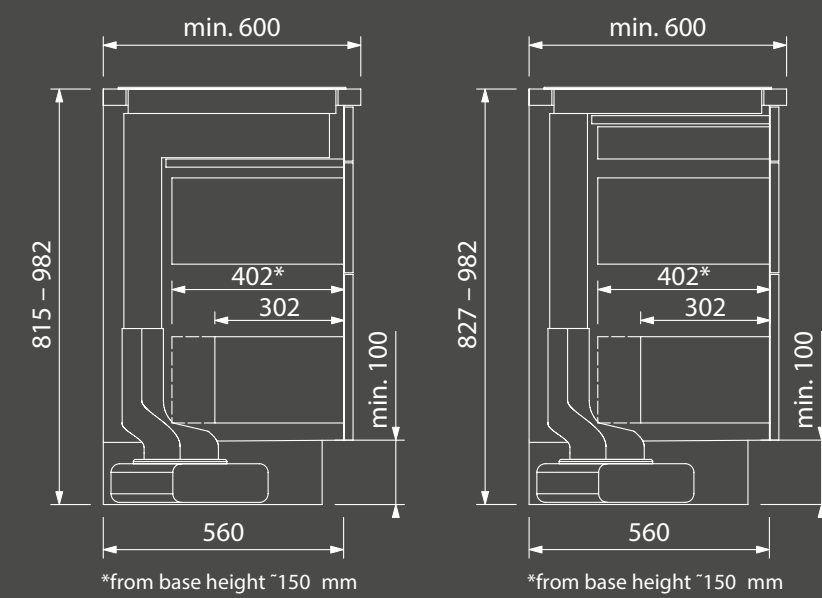
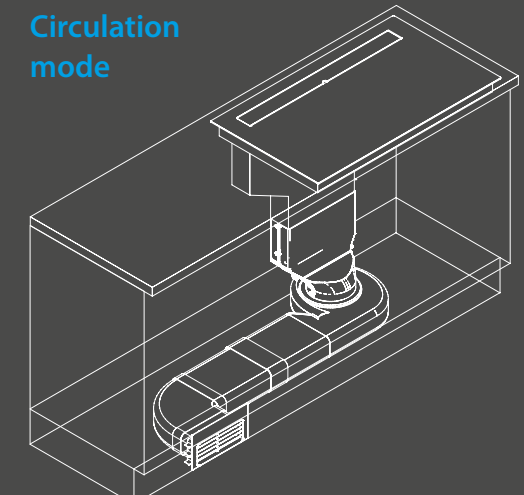
Turning the motor prior to installation allows you to conduct the air to the left or the right. For a right-side installation, an air outlet kit is required. The base area must always remain clear to allow the installation of a flat duct. The air routing can be planned in advance in different designs.

- It is not possible to plan in dishwashers, underframe coolers, base drawers etc. in the area of the exhaust air duct
- An air outlet kit is required on the right for planning in dishwashers, underframe coolers, base drawers etc. on the left-hand side
- Min. cabinet width 900 mm (5IX 99291, 5IX 94291, 5IX 90291)
- Min. cabinet width 600 mm (5IX 60260)
- Min. worktop depth 600 mm (correspondingly deeper when planning in niche panelling)
- Worktop depth 615 mm (for flush-mounted planning)
- Base height min. 100 mm

Extraction mode



Circulation mode



Using a flat ducting system to extract outside of the carcass.

For this and other suitable accessories, please see pages 72 - 74.

Extractor fan hoods

Island flue

5DF 92760

EG1809



2.721,60*



Island flue

5DS 99770

EG1843



1.432,80*



Island flue

5DB 99751

EG1872



1.098,00*




Island flue

5DB 96453

EG1813



858,60*



Design			
Colour	Black painted stainless steel	Black glass / Black painted stainless steel	Stainless steel
Construction type	Frame	Box design	Box design
Width (in cm)	140	90	90

Operating modes & power			
Extraction mode / circulation mode	•/•	•/•	•/•
Fan efficiency class	A	A	A
Light efficiency class	A	A	A
Grease filter efficiency class	B	B	C
Extraction capacity max. normal / intensive level ¹	521 / 650 m ³ / h	580 / 700 m ³ / h	560 / 626 m ³ / h
Circulation capacity max. normal / intensive level ¹	380 / 480 m ³ / h	450 / 500 m ³ / h	394 / 445 m ³ / h
Noise level (in dB (A)) normal level max. extract air ²	64	65	62

Operating comfort & equipment			
Operation	Remote control	Touch control with slider	Touch Control
Lighting	2 x 4.1 W LED	4 x 2 W LED	2 x 2.7 W LED
Power levels	3 + 1 Intensive level	3 + 1 Intensive level	3 + 1 Intensive level
Intensive levels with automatic reset	•	•	•
Multi Control ³	—	—	•
Filter saturation indicator	—	—	—

Accessories included**			
	Metal grease filter, dishwasher-safe, Exhaust air chimney	Metal grease filter, dishwasher-safe, Exhaust air chimney	Metal grease filter, dishwasher-safe, Exhaust air chimney

Technical data			
Energy efficiency class	A	A+	A
Connected load	208.2 W / 220 – 240 V	278 W / 220 – 240 V	225.4 W / 220 – 240 V
Appliance dimensions, extraction (H x W x D)	90.0 – 109.0 x 140.0 x 60.0 cm	77.0 – 106.0 x 90.0 x 58.0 cm	76.0 – 103.0 x 90.0 x 60.0 cm
Appliance dimensions, circulation (H x W x D)	96.5 – 120.0 x 140.0 x 60.0 cm	77.0 – 106.0 x 90.0 x 58.0 cm	84.0 – 114.0 x 90.0 x 60.0 cm

Extractor fan hoods

Design	
Colour	Stainless steel / Black painted stainless steel
Construction type	Cube design
Width (in cm)	45

Operating modes & power	
Extraction mode / circulation mode	— / •
Fan efficiency class	A
Light efficiency class	A
Grease filter efficiency class	C
Extraction capacity max. normal / intensive level ¹	—
Circulation capacity max. normal / intensive level ¹	394 / 445 m ³ / h
Noise level (in dB (A)) normal level max. extract air ²	60

Operating comfort & equipment	
Operation	Touch Control
Lighting	2 x 2.7 W LED
Power levels	3 + 1 Intensive level
Intensive levels with automatic reset	•
Multi Control ³	•
Filter saturation indicator	—

Accessories included**	
	Metal grease filter, dishwasher-safe

Technical data	
Energy efficiency class	A
Connected load	225.4 W / 220 – 240 V
Appliance dimensions, extraction (H x W x D)	—
Appliance dimensions, circulation (H x W x D)	170.5 x 45.0 x 45.0 cm



** Optional accessories can be found on page 75 – 79.
¹ Standards for fan capacity according to EN 61591.
² Standards for sound pressure according to EN 60704-2-13.
³ For more information on Multi Control, see page 18 – 19.
 In a range from: A+++ to D.

** Optional accessories can be found on page 75 – 79.
¹ Standards for fan capacity according to EN 61591.
² Standards for sound pressure according to EN 60704-2-13.
³ For more information on Multi Control, see page 18 – 19.

NEW

Thanks to the lift function, the hood moves down to the desired height almost noiselessly

The hood can be raised elegantly to the ceiling when not in use, creating space above the hob and serving as a lamp to light the kitchen

Made of glass and stainless steel, the hood stands out for its extremely clear and elegant design

Island hood

5SL 92500

EG1849



4.617,00*



Output, consumption

- Voltage: 220 – 240 V
- Total connected load: 194 W
- Noise min./max. normal level: 55 / 66 dB²
- Fan output max. normal level/intensive level:
 - In circulation mode 500 m³/h / 550 m³/h¹

Design, comfort

- Black Glass and Dark Steel
- For ceiling installation above kitchen islands
- Circulation mode (activated carbon filter required for circulation mode)
- Electronic control
- 4-level fan power (3 power levels + 1 intensive level) controllable through remote control
- Intensive levels with automatic reset
- Powerful and quiet blower
- Uniform, bright lighting with 1 × 16 W LED modules
- Colour temperature: 4,000 K

Accessories**

- Metal grease filter, dishwasher-safe
- Remote control

Dimensions H×W×D

- Device dimensions closed: 28.0 × 108.7 × 58.7 cm
- Device dimensions extended: 128.0 × 108.7 × 58.7 cm

** Optional accessories can be found on page 75–79.

¹ Standards for fan capacity according to EN 61591.

² Standards for sound pressure according to EN 60704-2-13.

³ For more information on Multi Control, see page 18–19.
In a range from: A+++ to D.

Extractor fan hoods



Design			
Colour	Black glass / Black painted stainless steel	Black glass / Dark Steel	Black glass / Stainless steel
Construction type	Vertical design	Angled hood	Angled hood
Width (in cm)	90	90	90

Operating modes & power			
Extraction mode / circulation mode	•/•	•/•	•/•
Fan efficiency class	A	A	A
Light efficiency class	A	A	A
Grease filter efficiency class	D	C	C
Extraction capacity max. normal / intensive level ¹	400/570 m ³ /h	630/790 m ³ /h	630/790 m ³ /h
Circulation capacity max. normal / intensive level ¹	120/145 m ³ /h	385/430 m ³ /h	385/430 m ³ /h
Noise level (in dB (A)) normal level max. extract air ²	67	64	64

Operating comfort & equipment			
Operation	Touch Control	Touch Control	Touch Control
Lighting	2 × 2.7 W LED	2 × 2.7 W LED	2 × 1.1 W LED
Power levels	3 + 1 Intensive level	3 + 1 Intensive level	3 + 1 Intensive level
Intensive levels with automatic reset	•	•	•
Multi Control ³	•	•	—
Filter saturation indicator	•	•	—

Accessories included**			
	Metal grease filter, dishwasher-safe, Exhaust air chimney	Metal grease filter, dishwasher-safe, Exhaust air chimney	Metal grease filter, dishwasher-safe, Exhaust air chimney

Technical data			
Energy efficiency class	A	A+	A+
Connected load	130.4 W / 220 – 240 V	276 W / 220 – 240 V	272 W / 220 – 240 V
Appliance dimensions, extraction (H × W × D)	73.0 – 105.0 × 90.0 × 23.2 cm	71.2 – 102.2 × 90.0 × 34.0 cm	66.0 – 97.0 × 90.0 × 34.0 cm
Appliance dimensions, circulation (H × W × D)	85.5 – 105.0 × 90.0 × 23.2 cm	83.7 – 102.2 × 90.0 × 34.0 cm	79.0 – 97.0 × 90.0 × 34.0 cm

** Optional accessories can be found on page 75 – 79.
¹ Standards for fan capacity according to EN 61591.
² Standards for sound pressure according to EN 60704-2-13.
³ For more information on Multi Control, see page 18 – 19.
 In a range from: A+++ to D.

Extractor fan hoods



Design			
Colour	Black glass / Stainless steel	Black glass / Stainless steel	Black glass / Stainless steel
Construction type	Angled hood	Angled hood	Angled hood
Width (in cm)	90	80	60

Operating modes & power			
Extraction mode / circulation mode	•/•	•/•	•/•
Fan efficiency class	A	A	A
Light efficiency class	A	A	A
Grease filter efficiency class	C	C	C
Extraction capacity max. normal / intensive level ¹	560/677 m ³ /h	560/677 m ³ /h	560/677 m ³ /h
Circulation capacity max. normal / intensive level ¹	394/445 m ³ /h	394/445 m ³ /h	394/445 m ³ /h
Noise level (in dB (A)) normal level max. extract air ²	60	60	60

Operating comfort & equipment			
Operation	Touch Control	Touch Control	Touch Control
Lighting	2 × 2.7 W LED	2 × 2.7 W LED	2 × 2.7 W LED
Power levels	3 + 1 Intensive level	3 + 1 Intensive level	3 + 1 Intensive level
Intensive levels with automatic reset	•	•	•
Multi Control ³	•	•	•
Filter saturation indicator	—	—	—

Accessories included**			
	Metal grease filter, dishwasher-safe, Exhaust air chimney	Metal grease filter, dishwasher-safe, Exhaust air chimney	Metal grease filter, dishwasher-safe, Exhaust air chimney

Technical data			
Energy efficiency class	A	A	A
Connected load	225.4 W / 220 – 240 V	225.4 W / 220 – 240 V	225.4 W / 220 – 240 V
Appliance dimensions, extraction (H × W × D)	67.0 – 91.0 × 90.0 × 42.2 cm	67.0 – 91.0 × 80.0 × 42.2 cm	67.0 – 91.0 × 60.0 × 42.2 cm
Appliance dimensions, circulation (H × W × D)	35.0 × 90.0 × 42.2 cm	35.0 × 80.0 × 42.2 cm	35.0 × 60.0 × 42.2 cm

** Optional accessories can be found on page 75 – 79.
¹ Standards for fan capacity according to EN 61591.
² Standards for sound pressure according to EN 60704-2-13.
³ For more information on Multi Control, see page 18 – 19.
 In a range from: A+++ to D.

Extractor fan hoods

Wall flue
5DO 69751
 EG1890 793,80*



Design	
Colour	Black glass/Stainless steel
Construction type	Angled hood
Width (in cm)	90
Operating modes & power	
Extraction mode/circulation mode	•/•
Fan efficiency class	A
Light efficiency class	A
Grease filter efficiency class	F
Extraction capacity max. normal/intensive level ¹	580/720 m ³ /h
Circulation capacity max. normal/intensive level ¹	300/420 m ³ /h
Noise level (in dB (A)) normal level max. extract air ²	65
Operating comfort & equipment	
Operation	Touch Control
Lighting	2 × 2.7 W LED
Power levels	3 + 1 Intensive level
Intensive levels with automatic reset	•
Multi Control ³	—
Filter saturation indicator	—
Accessories included**	
	Metal grease filter, dishwasher-safe, Exhaust air chimney
Technical data	
Energy efficiency class	A+
Connected load	272 W / 220 – 240 V
Appliance dimensions, extraction (H × W × D)	72.0 – 102.0 × 90.0 × 38.0 cm
Appliance dimensions, circulation (H × W × D)	84.0 – 102.0 × 90.0 × 38.0 cm

** Optional accessories can be found on page 75 – 79.
¹ Standards for fan capacity according to EN 61591.
² Standards for sound pressure according to EN 60704-2-13.
³ For more information on Multi Control, see page 18 – 19.
 In a range from: A+++ to D.

Extractor fan hoods

Wall flue
5DS 69770
 EG1835 865,80*



Wall flue
5DB 69254
 EG1857 682,20*



Wall flue
5DB 66254
 EG1846 664,20*



Design		Design		Design	
Colour	Black glass/Black painted stainless steel	Stainless steel	Stainless steel	Stainless steel	Stainless steel
Construction type	Box design	Box design	Box design	Box design	Box design
Width (in cm)	90	90	90	60	60
Operating modes & power		Operating modes & power		Operating modes & power	
Extraction mode/circulation mode	•/•	•/•	•/•	•/•	•/•
Fan efficiency class	A	A	A	A	A
Light efficiency class	A	A	A	A	A
Grease filter efficiency class	B	C	C	C	C
Extraction capacity max. normal/intensive level ¹	580/700 m ³ /h	560/632 m ³ /h	560/632 m ³ /h	560/632 m ³ /h	560/632 m ³ /h
Circulation capacity max. normal/intensive level ¹	450/500 m ³ /h	394/445 m ³ /h	394/445 m ³ /h	394/445 m ³ /h	394/445 m ³ /h
Noise level (in dB (A)) normal level max. extract air ²	65	62	62	62	62
Operating comfort & equipment		Operating comfort & equipment		Operating comfort & equipment	
Operation	Touch Control	Touch Control	Touch Control	Touch Control	Touch Control
Lighting	2 × 2 W LED	2 × 2.7 W LED	2 × 2.7 W LED	2 × 2.7 W LED	2 × 2.7 W LED
Power levels	3 + 1 Intensive level	3 + 1 Intensive level	3 + 1 Intensive level	3 + 1 Intensive level	3 + 1 Intensive level
Intensive levels with automatic reset	•	•	•	•	•
Multi Control ³	—	•	•	•	•
Filter saturation indicator	—	—	—	—	—
Accessories included**		Accessories included**		Accessories included**	
	Metal grease filter, dishwasher-safe, Exhaust air chimney	Metal grease filter, dishwasher-safe, Exhaust air chimney	Metal grease filter, dishwasher-safe, Exhaust air chimney	Metal grease filter, dishwasher-safe, Exhaust air chimney	Metal grease filter, dishwasher-safe, Exhaust air chimney
Technical data		Technical data		Technical data	
Energy efficiency class	A+	A+	A	A	A
Connected load	274 W / 220 – 240 V	274 W / 220 – 240 V	225.4 W / 220 – 240 V	225.4 W / 220 – 240 V	225.4 W / 220 – 240 V
Appliance dimensions, extraction (H × W × D)	79.0 – 106.0 × 90.0 × 45.0 cm	79.0 – 106.0 × 90.0 × 45.0 cm	64.0 – 106.0 × 90.0 × 48.0 cm	64.0 – 106.0 × 90.0 × 48.0 cm	64.0 – 106.0 × 60.0 × 48.0 cm
Appliance dimensions, circulation (H × W × D)	79.0 – 106.0 × 90.0 × 45.0 cm	79.0 – 106.0 × 90.0 × 45.0 cm	71.0 – 113.0 × 90.0 × 48.0 cm	71.0 – 113.0 × 90.0 × 48.0 cm	71.0 – 113.0 × 60.0 × 48.0 cm

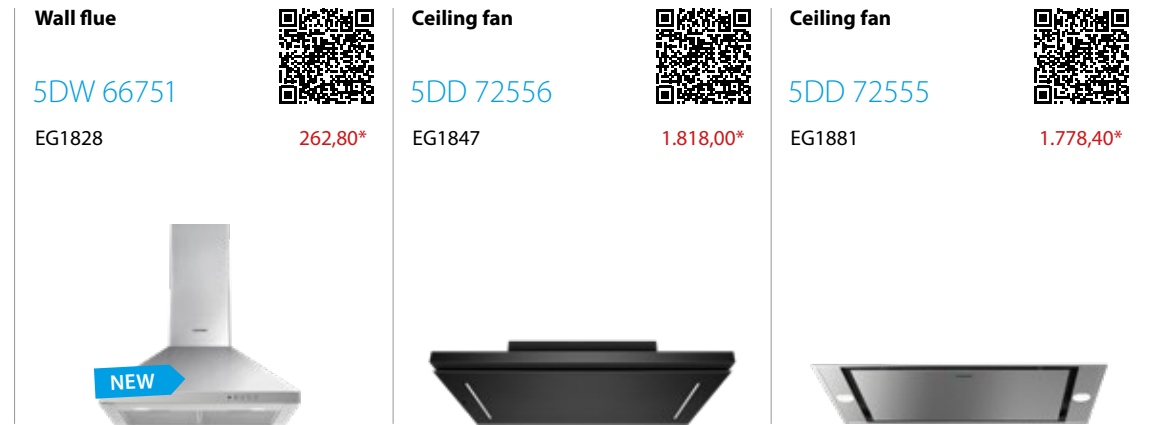
** Optional accessories can be found on page 75 – 79.
¹ Standards for fan capacity according to EN 61591.
² Standards for sound pressure according to EN 60704-2-13.
³ For more information on Multi Control, see page 18 – 19.
 In a range from: A+++ to D.

Extractor fan hoods



Design			
Colour	Stainless steel	Stainless steel	Stainless steel
Construction type	Box design	Box design	Pyramid chimney
Width (in cm)	90	60	90
Operating modes & power			
Extraction mode/circulation mode	•/•	•/•	•/•
Fan efficiency class	E	E	E
Light efficiency class	D	D	A
Grease filter efficiency class	C	C	C
Extraction capacity max. normal/intensive level ¹	435 m ³ /h/–	435 m ³ /h/–	400 m ³ /h/–
Circulation capacity max. normal/intensive level ¹	265 m ³ /h/–	265 m ³ /h/–	240 m ³ /h/–
Noise level (in dB (A)) normal level max. extract air ²	68	68	63
Operating comfort & equipment			
Operation	Push buttons	Push buttons	Push buttons
Lighting	2 × 4 W LED	2 × 4 W LED	2 × 5 W LED
Power levels	3	3	3
Intensive levels with automatic reset	–	–	–
Multi Control ³	–	–	–
Filter saturation indicator	–	–	–
Accessories included**			
	Metal grease filter, dishwasher-safe, Exhaust air chimney	Metal grease filter, dishwasher-safe, Exhaust air chimney	Metal grease filter, dishwasher-safe, Exhaust air chimney
Technical data			
Energy efficiency class	C	C	D
Connected load	123 W/220–240 V	123 W/220–240 V	123 W/220–240 V
Appliance dimensions, extraction (H × W × D)	66.7–94.0 × 90.0 × 45.0 cm	66.7–94.0 × 60.0 × 45.0 cm	66.0–101.5 × 90.0 × 47.0 cm
Appliance dimensions, circulation (H × W × D)	79.0–106.0 × 90.0 × 45.0 cm	79.0–106.0 × 60.0 × 45.0 cm	79.0–101.5 × 90.0 × 47.0 cm

Extractor fan hoods

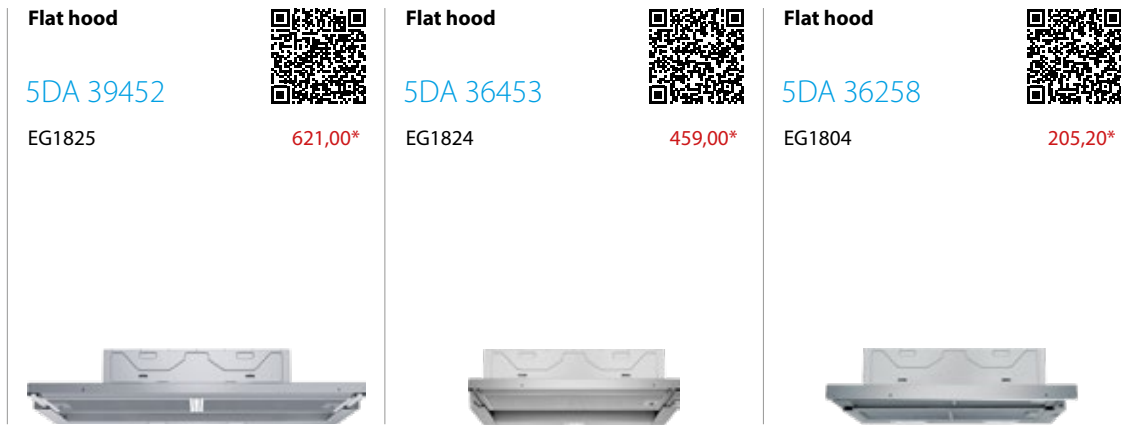


Design			
Colour	Stainless steel	Black glass/ Black painted stainless steel	Stainless steel
Construction type	Pyramid chimney	Ceiling fan	Ceiling fan
Width (in cm)	60	90	90
Operating modes & power			
Extraction mode/circulation mode	•/•	–/•	•/•
Fan efficiency class	E	–	A
Light efficiency class	A	–	B
Grease filter efficiency class	C	–	E
Extraction capacity max. normal/intensive level ¹	400 m ³ /h/–	–	490/700 m ³ /h
Circulation capacity max. normal/intensive level ¹	240 m ³ /h/–	480/550 m ³ /h	300/400 m ³ /h
Noise level (in dB (A)) normal level max. extract air ²	63	65	65
Operating comfort & equipment			
Operation	Push buttons	Remote control	Remote control
Lighting	2 × 5 W LED	2 × 4 W LED	2 × 2.7 W LED
Power levels	3	3 + 1 Intensive level	3 + 1 Intensive level
Intensive levels with automatic reset	–	•	•
Multi Control ³	–	•	•
Filter saturation indicator	–	–	–
Accessories included**			
	Metal grease filter, dishwasher-safe, Exhaust air chimney	Metal grease filter, dishwasher-safe	Metal grease filter, dishwasher-safe
Technical data			
Energy efficiency class	D	–	A+
Connected load	123 W/220–240 V	98 W/220–240 V	150.4 W/220–240 V
Appliance dimensions, extraction (H × W × D)	66.0–101.5 × 60.0 × 47.0 cm	–	19.2 × 90.0 × 49.9 cm
Appliance dimensions, circulation (H × W × D)	79.0–101.5 × 60.0 × 47.0 cm	16.1 × 90.0 × 55.0 cm	19.2 × 90.0 × 49.9 cm

** Optional accessories can be found on page 75–79.
¹ Standards for fan capacity according to EN 61591.
² Standards for sound pressure according to EN 60704-2-13.
³ For more information on Multi Control, see page 18–19.
 In a range from: A+++ to D.

** Optional accessories can be found on page 75–79.
¹ Standards for fan capacity according to EN 61591.
² Standards for sound pressure according to EN 60704-2-13.
³ For more information on Multi Control, see page 18–19.
 In a range from: A+++ to D.

Extractor fan hoods



Design			
Colour	Silver-grey metallic	Silver-grey metallic	Silver-grey metallic
Construction type	Telescopic hood for wall unit	Telescopic hood for wall unit	Telescopic hood for wall unit
Width (in cm)	90	60	60

Operating modes & power			
Extraction mode/circulation mode	•/•	•/•	•/•
Fan efficiency class	B	B	C
Light efficiency class	A	A	D
Grease filter efficiency class	C	C	B
Extraction capacity max. normal/intensive level ¹	266/412 m ³ /h	271/405 m ³ /h	340 m ³ /h/–
Circulation capacity max. normal/intensive level ¹	166/353 m ³ /h	174/360 m ³ /h	140 m ³ /h/–
Noise level (in dB (A)) normal level max. extract air ²	63	62	67

Operating comfort & equipment			
Operation	Short-stroke keys	Short-stroke keys	Slide switch
Lighting	3 × 1.5 W LED	2 × 1.5 W LED	2 × 4 W LED
Power levels	3 + 1 Intensive level	3 + 1 Intensive level	3
Intensive levels with automatic reset	•	•	–
Multi Control ³	–	–	–
Filter saturation indicator	–	–	–

Accessories included**			
	Metal grease filter, dishwasher-safe	Metal grease filter, dishwasher-safe	Metal grease filter, dishwasher-safe

Technical data			
Energy efficiency class	A	A	B
Connected load	76 W / 220 – 240 V	74 W / 220 – 240 V	118 W / 220 – 240 V
Appliance dimensions, extraction (H × W × D)	20.3 × 89.8 × 29.0 cm	20.3 × 59.8 × 29.0 cm	17.5 × 59.8 × 26.0 cm
Appliance dimensions, circulation (H × W × D)	20.3 × 89.8 × 29.0 cm	20.3 × 59.8 × 29.0 cm	17.5 × 59.8 × 26.0 cm

** Optional accessories can be found on page 75 – 79.
¹ Standards for fan capacity according to EN 61591.
² Standards for sound pressure according to EN 60704-2-13.
³ For more information on Multi Control, see page 18 – 19.
 In a range from: A+++ to D.

Extractor fan hoods



Design			
Colour	Stainless steel / Glass	Stainless steel / Glass	Stainless steel / Glass
Construction type	Fan module	Fan module	Fan module
Width (in cm)	52	90	60

Operating modes & power			
Extraction mode/circulation mode	•/•	•/•	•/•
Fan efficiency class	A	E	E
Light efficiency class	A	A	A
Grease filter efficiency class	C	C	C
Extraction capacity max. normal/intensive level ¹	600/680 m ³ /h	360 m ³ /h/–	360 m ³ /h/–
Circulation capacity max. normal/intensive level ¹	290/340 m ³ /h	200 m ³ /h/–	200 m ³ /h/–
Noise level (in dB (A)) normal level max. extract air ²	71	68	68

Operating comfort & equipment			
Operation	Push buttons	Control knob	Control knob
Lighting	2 × 1 W LED	2 × 1.1 W LED	2 × 1.1 W LED
Power levels	3 + 1 Intensive level	3	3
Intensive levels with automatic reset	•	–	–
Multi Control ³	–	–	–
Filter saturation indicator	–	–	–

Accessories included**			
	Metal grease filter, dishwasher-safe	Metal grease filter, dishwasher-safe	Metal grease filter, dishwasher-safe

Technical data			
Energy efficiency class	B	D	D
Connected load	254 W / 220 – 240 V	155 W / 220 – 240 V	155 W / 220 – 240 V
Appliance dimensions, extraction (H × W × D)	33.0 × 52.0 × 30.0 cm	34.0 × 89.8 × 32.0 cm	34.0 × 59.8 × 32.0 cm
Appliance dimensions, circulation (H × W × D)	33.0 × 52.0 × 30.0 cm	34.0 × 89.8 × 32.0 – 36.0 cm	34.0 × 59.8 × 32.0 – 36.0 cm




** Optional accessories can be found on page 75 – 79.
¹ Standards for fan capacity according to EN 61591.
² Standards for sound pressure according to EN 60704-2-13.
³ For more information on Multi Control, see page 18 – 19.
 In a range from: A+++ to D.

MAXIMUM FRESHNESS – PERFECTLY INTEGRATED

The various cooling zones in Blaupunkt refrigerations and freezers create the right temperature for all chilled items. Perfectly kept food retains its freshness for a long time, thanks to different temperature zones and electronic control.






Cooling and freezing appliances

<p>Built-in freezer</p> <p>5FG 288FE0</p> <p>EG1729</p> <p>1.488,60*</p> 	<p>Built-in refrigeration</p> <p>5CL 288FE0</p> <p>EG1728</p> <p>1.294,20*</p> 	<p>Built-in refrigeration / freezer combination</p> <p>5CR 286FE0</p> <p>EG1773</p> <p>1.872,00*</p> 
---	--	---

Design			
Construction type	Installation	Installation	Installation
Height (in cm)	178	178	178
Output & consumption			
Energy consumption per year (in kWh)	231	112	234
Total useful capacity (in litres)	197	294	260
Noise level (in dBA) re 1 pW	40	39	35
Operating comfort & equipment			
Temperature control / display	Electronic / Digital	Electronic / Digital	Electronic / Digital
Interior lighting	LED	LED	LED
Refrigeration compartment			
Useful capacity (in litres)	—	294	184
Shelves made of safety glass	—	5 / 4 height-adjustable	4 / 3 height-adjustable
Door shelves	—	5 / 1 height-adjustable	3
Freshness system	—	Freshness boxes	Freshness box
Automatic defrost in refrigeration compartment	—	•	•
Freezer compartment			
Useful capacity (in litres)	197	—	76
Freezer drawers/freezer compartment	6 / 2	— / —	3 / —
Big Box	—	—	—
Freezing capacity (kg in 24 hours)	11.5	—	4
Storage time in case of malfunction (in hours)	6	—	10
Super freezing	•	—	•
No Frost / Low Frost	• / —	— / —	• / —
Technical data			
Energy efficiency class	E	E	E
Fixed door technology / sliding door technology	• / —	• / —	• / —
Door hinge	Right, changeable	Right, changeable	Right, changeable
Connected load	90 W / 220 – 240 V	90 W / 220 – 240 V	90 W / 220 – 240 V
Appliance dimensions (H × W × D)	177.0 × 54.0 × 54.5 cm	177.0 × 54.0 × 54.5 cm	177.2 × 54.1 × 54.8 cm
Recess dimensions (H × W × D)	177.5 × 56.0 × 55.0 cm	177.5 × 56.0 × 55.0 cm	177.5 × 56.0 × 55.0 cm

Cooling and freezing appliances

<p>Built-in refrigeration / freezer combination</p> <p>5CC 287FE0</p> <p>EG1777</p> <p>1.393,20*</p> 	<p>Built-in refrigeration / freezer combination</p> <p>5CC 187FF0</p> <p>EG1755</p> <p>1.245,60*</p> 	<p>Built-in refrigeration / freezer combination</p> <p>5CR 288FE0</p> <p>EG1774</p> <p>1.287,00*</p> 
---	---	---

Design			
Construction type	Installation	Installation	Installation
Height (in cm)	178	178	178
Output & consumption			
Energy consumption per year (in kWh)	216	270	218
Total useful capacity (in litres)	270	270	243
Noise level (in dBA) re 1 pW	35	39	41
Operating comfort & equipment			
Temperature control / display	Electronic / Digital	Electronic / Digital	Electronic / Digital
Interior lighting	LED	LED	LED
Refrigeration compartment			
Useful capacity (in litres)	200	200	180
Shelves made of safety glass	5 / 4 height-adjustable	5 / 4 height-adjustable	4 / 3 height-adjustable
Door shelves	4	4	4
Freshness system	Freshness box	Freshness box	Freshness box
Automatic defrost in refrigeration compartment	•	•	•
Freezer compartment			
Useful capacity (in litres)	70	70	63
Freezer drawers/freezer compartment	2 / —	2 / —	3 / —
Big Box	•	•	—
Freezing capacity (kg in 24 hours)	3.2	3.2	3.3
Storage time in case of malfunction (in hours)	12	12	8
Super freezing	•	•	—
No Frost / Low Frost	— / •	— / •	• / —
Technical data			
Energy efficiency class	E	F	E
Fixed door technology / sliding door technology	• / —	• / —	— / •
Door hinge	Right, changeable	Right, changeable	Right, changeable
Connected load	90 W / 220 – 240 V	90 W / 220 – 240 V	90 W / 220 – 240 V
Appliance dimensions (H × W × D)	177.2 × 54.1 × 54.8 cm	177.2 × 54.1 × 54.8 cm	177.0 × 54.0 × 54.5 cm
Recess dimensions (H × W × D)	177.5 × 56.0 × 55.0 cm	177.5 × 56.0 × 55.0 cm	177.6 × 56.0 × 55.0 cm

Built-in refrigeration / freezer combination

5CB 288FE1

EG1778



1.152,00*



Built-in refrigeration / freezer combination

5CB 281FF0

EG1787



1.058,40*



Built-in refrigeration / freezer combination

5CB 277SF0

EG1763



1.488,60*



Design			
Construction type	Installation	Installation	Installation
Height (in cm)	178	178	158
Output & consumption			
Energy consumption per year (in kWh)	217	217	260
Total useful capacity (in litres)	251	249	232
Noise level (in dBA) re 1 pW	38	39	38
Operating comfort & equipment			
Temperature control / display	Electronic / Digital	Electronic / Digital	Electronic / Digital
Interior lighting	LED	LED	LED
Refrigeration compartment			
Useful capacity (in litres)	181	179	169
Shelves made of safety glass	4 / 3 height-adjustable	5 / 4 height-adjustable	4 / 3 height-adjustable
Door shelves	4	3	4
Freshness system	Freshness box	Freshness box	Freshness box
Automatic defrost in refrigeration compartment	•	•	•
Freezer compartment			
Useful capacity (in litres)	70	70	63
Freezer drawers/freezer compartment	3 / -	3 / -	2 / -
Big Box	-	-	•
Freezing capacity (kg in 24 hours)	3.3	3.2	3.1
Storage time in case of malfunction (in hours)	12.5	10	13
Super freezing	-	•	•
No Frost / Low Frost	- / •	- / -	- / •
Technical data			
Energy efficiency class	E	E	F
Fixed door technology / sliding door technology	- / •	- / •	- / •
Door hinge	Right, changeable	Right, changeable	Right, changeable
Connected load	90 W / 220 - 240 V	115 W / 220 - 240 V	90 W / 220 - 240 V
Appliance dimensions (H x W x D)	177.0 x 54.0 x 54.5 cm	176.5 x 54.0 x 54.0 cm	157.8 x 54.1 x 54.5 cm
Recess dimensions (H x W x D)	177.6 x 56.0 x 55.0 cm	177.2 - 177.6 x 56.0 x 55.0 cm	158.0 x 56.0 x 55.0 cm

Cooling and freezing appliances

Built-in refrigeration / freezer combination
5CC 267FF0
EG1762 1.413,00*



Built-in refrigeration Extra Fresh
5CE 351FE0
EG1769 1.571,40*




Built-in refrigeration with freezer compartment
5CH 240FE0
EG1768 979,20*



Design			
Construction type	Installation	Installation	Installation
Height (in cm)	145	140	122.5
Output & consumption			
Energy consumption per year (in kWh)	245	124	147
Total useful capacity (in litres)	209	222	187
Noise level (in dBA) re 1 pW	38	37	35
Operating comfort & equipment			
Temperature control / display	Electronic / Digital	Electronic / Digital	Electronic / Digital
Interior lighting	LED	LED	LED
Refrigeration compartment			
Useful capacity (in litres)	157	220	172
Shelves made of safety glass	4 / 3 height-adjustable	5 / 4 height-adjustable	4 / 3 height-adjustable
Door shelves	3	4	4
Freshness system	Freshness box	Extra Fresh Box	Freshness box
Automatic defrost in refrigeration compartment	•	•	•
Freezer compartment			
Useful capacity (in litres)	52	–	15
Freezer drawers/freezer compartment	2 / –	– / –	– / 1
Big Box	–	–	–
Freezing capacity (kg in 24 hours)	2.4	–	3
Storage time in case of malfunction (in hours)	11	–	10
Super freezing	•	–	•
No Frost / Low Frost	– / •	– / –	– / –
Technical data			
Energy efficiency class	F	E	E
Fixed door technology / sliding door technology	• / –	• / –	• / –
Door hinge	Right, changeable	Right, changeable	Right, changeable
Connected load	90 W / 220 – 240 V	90 W / 220 – 240 V	90 W / 220 – 240 V
Appliance dimensions (H × W × D)	144.6 × 54.1 × 54.5 cm	139.7 × 55.8 × 54.5 cm	122.1 × 54.1 × 54.8 cm
Recess dimensions (H × W × D)	145.0 × 56.0 × 55.0 cm	140.0 × 56.0 × 55.0 cm	122.5 × 56.0 × 55.0 cm

Cooling and freezing appliances


Built-in refrigeration
5CL 240FE0
EG1767 934,20*



Built-in refrigeration with freezer compartment
5CG 241FE0
EG1758 714,60*



Built-in refrigeration
5CK 241FE0
EG1757 687,60*



Design			
Construction type	Installation	Installation	Installation
Height (in cm)	122.5	122.5	122.5
Output & consumption			
Energy consumption per year (in kWh)	101	146	100
Total useful capacity (in litres)	204	181	199
Noise level (in dBA) re 1 pW	35	39	39
Operating comfort & equipment			
Temperature control / display	Electronic / Digital	Electronic / Digital	Electronic / Digital
Interior lighting	LED	LED	LED
Refrigeration compartment			
Useful capacity (in litres)	204	167	199
Shelves made of safety glass	5 / 4 height-adjustable	4 / 3 height-adjustable	6 / 5 height-adjustable
Door shelves	4	3	3
Freshness system	Freshness box	Freshness box	Freshness box
Automatic defrost in refrigeration compartment	•	•	•
Freezer compartment			
Useful capacity (in litres)	–	14	–
Freezer drawers/freezer compartment	– / –	– / 1	– / –
Big Box	–	–	–
Freezing capacity (kg in 24 hours)	–	2	–
Storage time in case of malfunction (in hours)	–	6.5	–
Super freezing	–	•	–
No Frost / Low Frost	– / –	– / –	– / –
Technical data			
Energy efficiency class	E	E	E
Fixed door technology / sliding door technology	• / –	– / •	– / •
Door hinge	Right, changeable	Right, changeable	Right, changeable
Connected load	90 W / 220 – 240 V	90 W / 220 – 240 V	80 W / 220 – 240 V
Appliance dimensions (H × W × D)	122.1 × 54.1 × 54.8 cm	122.0 × 54.0 × 54.0 cm	122.0 × 54.0 × 54.0 cm
Recess dimensions (H × W × D)	122.5 × 56.0 × 55.0 cm	122.0 – 123.0 × 56.0 × 55.0 cm	122.0 – 123.0 × 56.0 × 55.0 cm

Cooling and freezing appliances

Built-in refrigeration with freezer compartment
5CH 230FE0
 EG1735 894,60*



Built-in refrigeration
5CL 230FE0
 EG1734 815,40*



Built-in refrigeration with freezer compartment
5CH 220FE0
 EG1723 860,40*



Design			
Construction type	Installation	Installation	Installation
Height (in cm)	102.5	102.5	88

Output & consumption			
Energy consumption per year (in kWh)	145	96	144
Total useful capacity (in litres)	147	165	119
Noise level (in dBA) re 1 pW	39	39	39

Operating comfort & equipment			
Temperature control / display	Electronic / Digital	Electronic / Digital	Electronic / Digital
Interior lighting	LED	LED	LED

Refrigeration compartment			
Useful capacity (in litres)	132	165	104
Shelves made of safety glass	3 / 2 height-adjustable	4 / 3 height-adjustable	2 / 1 height-adjustable
Door shelves	3	3	2
Freshness system	Freshness box	Freshness box	Freshness box
Automatic defrost in refrigeration compartment	•	•	•

Freezer compartment			
Useful capacity (in litres)	15	–	15
Freezer drawers/freezer compartment	– / 1	– / –	– / 1
Big Box	–	–	–
Freezing capacity (kg in 24 hours)	3	–	3
Storage time in case of malfunction (in hours)	10	–	10
Super freezing	•	–	•
No Frost / Low Frost	– / –	– / –	– / –

Technical data			
Energy efficiency class	E	E	E
Fixed door technology / sliding door technology	• / –	• / –	• / –
Door hinge	Right, changeable	Right, changeable	Right, changeable
Connected load	90 W / 220 – 240 V	90 W / 220 – 240 V	90 W / 220 – 240 V
Appliance dimensions (H x W x D)	102.1 x 54.1 x 54.8 cm	102.1 x 54.1 x 54.8 cm	87.4 x 54.1 x 54.8 cm
Recess dimensions (H x W x D)	102.5 x 56.0 x 55.0 cm	102.5 x 56.0 x 55.0 cm	88.0 x 56.0 x 55.0 cm

Cooling and freezing appliances

Built-in refrigeration
5CL 220FE0
 EG1722 784,80*



Built-in refrigeration with freezer compartment
5CG 221FE0
 EG1721 518,40*



Built-in refrigeration
5CK 221FE0
 EG1720 509,40*



Design			
Construction type	Installation	Installation	Installation
Height (in cm)	88	88	88

Output & consumption			
Energy consumption per year (in kWh)	92	142	92
Total useful capacity (in litres)	136	118	129
Noise level (in dBA) re 1 pW	35	39	39

Operating comfort & equipment			
Temperature control / display	Electronic / Digital	Mechanical	Mechanical
Interior lighting	LED	LED	LED

Refrigeration compartment			
Useful capacity (in litres)	136	104	129
Shelves made of safety glass	3 / 2 height-adjustable	3 / 2 height-adjustable	4 / 3 height-adjustable
Door shelves	2	3	3
Freshness system	Freshness box	Freshness box	Freshness box
Automatic defrost in refrigeration compartment	•	•	•

Freezer compartment			
Useful capacity (in litres)	–	14	–
Freezer drawers/freezer compartment	– / –	– / 1	– / –
Big Box	–	–	–
Freezing capacity (kg in 24 hours)	–	2	–
Storage time in case of malfunction (in hours)	–	6.5	–
Super freezing	–	–	–
No Frost / Low Frost	– / –	– / –	– / –

Technical data			
Energy efficiency class	E	E	E
Fixed door technology / sliding door technology	• / –	– / •	– / •
Door hinge	Right, changeable	Right, changeable	Right, changeable
Connected load	90 W / 220 – 240 V	80 W / 220 – 240 V	80 W / 220 – 240 V
Appliance dimensions (H x W x D)	87.4 x 54.1 x 54.8 cm	87.5 x 54.0 x 54.0 cm	87.5 x 54.0 x 54.0 cm
Recess dimensions (H x W x D)	88.0 x 56.0 x 55.0 cm	87.6 – 88.6 x 56.0 x 55.0 cm	87.6 – 88.6 x 56.0 x 55.0 cm

Cooling and freezing appliances

Built-in freezer

5FG 228FE0

EG1724



720,00*



Undercounter refrigeration with freezer compartment

5CP 210FF0

EG1703



1.249,20*



Undercounter refrigeration

5CN 210FF0

EG1702



1.175,40*



Design			
Construction type	Installation	Undercounter	Undercounter
Height (in cm)	88	82	82
Output & consumption			
Energy consumption per year (in kWh)	177	180	114
Total useful capacity (in litres)	95	123	137
Noise level (in dBA) re 1 pW	38	38	38
Operating comfort & equipment			
Temperature control / display	Mechanical	Electronic / Digital	Mechanical
Interior lighting	—	LED	LED
Refrigeration compartment			
Useful capacity (in litres)	—	108	137
Shelves made of safety glass	—	2 / 1 height-adjustable	3 / 2 height-adjustable
Door shelves	—	3	3
Freshness system	—	Freshness box	Freshness box
Automatic defrost in refrigeration compartment	—	•	•
Freezer compartment			
Useful capacity (in litres)	95	15	—
Freezer drawers/freezer compartment	4 / —	— / 1	— / —
Big Box	—	—	—
Freezing capacity (kg in 24 hours)	6	3.4	—
Storage time in case of malfunction (in hours)	8	8	—
Super freezing	—	•	—
No Frost / Low Frost	— / —	— / —	— / —
Technical data			
Energy efficiency class	E	F	F
Fixed door technology / sliding door technology	— / •	• / —	• / —
Door hinge	Right, changeable	Right, changeable	Right, changeable
Connected load	90 W / 220 – 240 V	90 W / 220 – 240 V	90 W / 220 – 240 V
Appliance dimensions (H x W x D)	87.5 x 54.0 x 54.5 cm	82.0 x 59.8 x 54.8 cm	82.0 x 59.8 x 54.8 cm
Recess dimensions (H x W x D)	87.8 x 56.0 x 55.0 cm	82.0 x 60.0 x 55.0 cm	82.0 x 60.0 x 55.0 cm

Cooling and freezing appliances

Refrigeration / freezer combination, free-standing

5FS 310SE0

EG1704



1.454,40*



Side-by-side refrigeration / freezer combination

5SB 891SE0

EG1705



2.124,00*



Design		
Colour	Stainless steel look	Stainless steel look
Construction type	Free-standing	Free-standing
Height (in cm)	195	177
Output & consumption		
Energy consumption per year (in kWh)	203	306
Total useful capacity (in litres)	347	513
Noise level (in dBA) re 1 pW	39	39
Operating comfort & equipment		
Temperature control / display	Electronic / Digital	Electronic / Digital
Interior lighting	LED	LED
Refrigeration compartment		
Useful capacity (in litres)	243	344
Shelves made of safety glass	4 / 3 height-adjustable	4 / 2 height-adjustable
Door shelves	3 1/2	4
Freshness system	Freshness boxes	2 x Multi Box for fruits and vegetables
Automatic defrost in refrigeration compartment	•	•
Freezer compartment		
Useful capacity (in litres)	104	169
Frozen produce drawers	3	2
Big Box	—	—
Freezing capacity (kg in 24 hours)	6	12
Storage time in case of malfunction (in hours)	11	6
Super freezing	•	•
No Frost / Low Frost	• / —	• / —
Technical data		
Energy efficiency class	D	E
Door hinge	Right, changeable	Right and Left
Connected load	140 W / 220 – 240 V	150 W / 220 – 240 V
Appliance dimensions (H x W x D)	195.0 x 60.0 x 69.0 cm	177.0 x 90.0 x 66.0 cm
Note		
External fixed water supply incl. 5 mtr. connection hose and water connection adapter 3 / 4"		



Wine refrigerations

Built-in wine refrigeration

5WK 610FF0R

EG1793



2.289,60*




Built-in wine refrigeration

5WK 610FF0L

EG1794



2.289,60*



Design		
Colour	Black glass	Black glass
Construction type	Built-in appliance for 60 cm wide tall unit	Built-in appliance for 60 cm wide tall unit
Height (in cm)	60	60
Output & consumption		
Energy consumption per year (in kWh)	140	140
Total useful capacity (in litres)	83	83
Noise level (in dBA) re 1 pW	40	40
Operating comfort & equipment		
Operation	Touch Control	Touch Control
Door opening	Handleless / Push-to-open (electronic)	Handleless / Push-to-open (electronic)
Display / Colour	Digital / White	Digital / White
Interior lighting	LED	LED
UV protective glazing	•	•
Anti-vibration system	•	•
Acoustic door alarm	•	•
Refrigeration compartment		
Temperature zones	2	2
Temperature setting, upper zone	5°C – 12°C	5°C – 12°C
Temperature setting, lower zone	12°C – 20°C	12°C – 20°C
Solid wood shelves	3	3
Capacity / bottles 0.75 litres each	36	36
Technical data		
Energy efficiency class	G	G
Fixed door technology / sliding door technology	• / –	• / –
Door hinge	Right	Left
Connected load	90 W / 220 – 240 V	90 W / 220 – 240 V
Appliance dimensions (H × W × D)	58.9 × 59.0 × 56.0 cm	58.9 × 59.0 × 56.0 cm
Recess dimensions (H × W × D)	59.1 × 55.0 × 55.0 cm	59.1 × 55.0 × 55.0 cm
Note		
	See ventilation requirements on page 91	See ventilation requirements on page 91

Wine refrigerations

Under cabinet
mount wine cooler

5WK 820FF0R

EG1708



2.552,40*



Under cabinet
mount wine cooler

5WK 820FF0L

EG1709



2.552,40*



Design		
Colour	Black glass	Black glass
Construction type	Undercounter	Undercounter
Height (in cm)	82	82
Output & consumption		
Energy consumption per year (in kWh)	156	156
Total useful capacity (in litres)	132	132
Noise level (in dBA) re 1 pW	39	39
Operating comfort & equipment		
Operation	Touch Control	Touch Control
Door opening	Handleless / Push-to-open (electronic)	Handleless / Push-to-open (electronic)
Display / Colour	Digital / White	Digital / White
Interior lighting	LED	LED
UV protective glazing	•	•
Anti-vibration system	•	•
Acoustic door alarm	•	•
Refrigeration compartment		
Temperature zones	2	2
Temperature setting, upper zone	5°C – 12°C	5°C – 12°C
Temperature setting, lower zone	12°C – 20°C	12°C – 20°C
Solid wood shelves	3	3
Capacity / bottles 0.75 litres each	53	53
Technical data		
Energy efficiency class	G	G
Fixed door technology / sliding door technology	• / –	• / –
Door hinge	Right	Left
Connected load	90 W / 220 – 240 V	90 W / 220 – 240 V
Appliance dimensions (H x W x D)	82.0 – 89.0 x 59.5 x 57.4 cm	82.0 – 89.0 x 59.5 x 57.4 cm
Recess dimensions (H x W x D)	82.5 – 89.5 x 60.0 x 55.5 cm	82.5 – 89.5 x 60.0 x 55.5 cm
Note		
	See ventilation requirements on page 91	See ventilation requirements on page 91



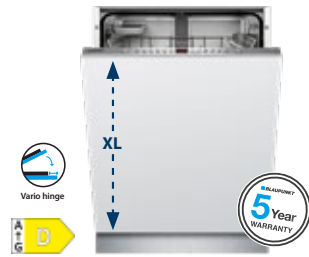
Built-in dishwasher, fully integrated

5VH 6X00EBE

EG1684



1.656,00*



Built-in dishwasher, fully integrated

5VF 6X00EBE

EG1660



1.618,20*



Built-in dishwasher, fully integrated

5VH 5X03HTE

EG1676



1.288,80*



Built-in dishwasher, fully integrated

5VF 5X03HTE

EG1663



1.242,00*



Design			
Construction type	Fully integrated	Fully integrated	Fully integrated
High-mounting	•	•	•
Height / width (in cm)	86.5 / 60	81.5 / 60	86.5 / 60

Consumption data & functions			
Energy consumption kWh ¹	84	84	82
Water consumption (in litres) ²	9.5	9.5	9.5
Noise level (in dBA) re 1 pW	44	44	46
Number of washing programmes	6	6	5
Washing programme types	Intensive 70°C, Auto 45°C – 65°C, Eco 50°C, Glass 40°C, 1 h 65°C, Pre-rinse	Intensive 70°C, Auto 45°C – 65°C, Eco 50°C, Glass 40°C, 1 h 65°C, Pre-rinse	Intensive 70°C, Auto 45°C – 65°C, Eco 50°C, 1 h 65°C, Pre-rinse
Special functions	Hygiene Plus, Vario Speed Plus, Half load, Machine cleaning programme	Hygiene Plus, Vario Speed Plus, Half load, Machine cleaning programme	Extra dry, Hygiene Plus, Vario Speed Plus, Machine cleaning programme

Operating comfort & equipment			
Operation	Programme selection button	Programme selection button	Programme selection button
Number of standard place settings	13	13	12
Programme status display	•	•	•
Remaining time display	•	•	•
Start time preselection (in hours)	1 – 24	1 – 24	1 – 24
Optical operating display	Info Light	Info Light	Info Light
Acoustic program finish signal	•	•	•
Cutlery storage	Cutlery basket	Cutlery basket	Cutlery basket
Height-adjustable upper basket	•	•	•
Folding spikes in the upper basket / lower basket	1 / 2	1 / 2	– / 2
Aqua sensor / load sensor	• / •	• / •	• / •
Dosing assistant	•	•	•
Interior / Base	Stainless steel / Stainless steel	Stainless steel / Stainless steel	Stainless steel / Polinox
Water protection system	Aquastop	Aquastop	Aquastop
Drag hinge	•	•	–

Technical data			
Energy efficiency class	D	D	D
Connected load	2.4 kW / 220 – 240 V	2.4 kW / 220 – 240 V	2.4 kW / 220 – 240 V
Appliance dimensions (H × W × D)	86.5 × 59.8 × 55.0 cm	81.5 × 59.8 × 55.0 cm	86.5 × 59.8 × 55.0 cm
Recess dimensions (H × W × D)	86.5 – 92.5 × 60.0 × 55.0 cm	81.5 – 87.5 × 60.0 × 55.0 cm	86.5 – 92.5 × 60.0 × 55.0 cm

Design	
Construction type	Fully integrated
High-mounting	•
Height / width (in cm)	81.5 / 60

Consumption data & functions	
Energy consumption kWh ¹	82
Water consumption (in litres) ²	9.5
Noise level (in dBA) re 1 pW	46
Number of washing programmes	5
Washing programme types	Intensive 70°C, Auto 45°C – 65°C, Eco 50°C, 1 h 65°C, Pre-rinse
Special functions	Extra dry, Hygiene Plus, Vario Speed Plus, Machine cleaning programme

Operating comfort & equipment	
Operation	Programme selection button
Number of standard place settings	12
Programme status display	•
Remaining time display	•
Start time preselection (in hours)	1 – 24
Optical operating display	Info Light
Acoustic program finish signal	•
Cutlery storage	Cutlery basket
Height-adjustable upper basket	•
Folding spikes in the upper basket / lower basket	– / 2
Aqua sensor / load sensor	• / •
Dosing assistant	•
Interior / Base	Stainless steel / Polinox
Water protection system	Aquastop
Drag hinge	–

Technical data	
Energy efficiency class	D
Connected load	2.4 kW / 220 – 240 V
Appliance dimensions (H × W × D)	81.5 × 59.8 × 55.0 cm
Recess dimensions (H × W × D)	81.5 – 87.5 × 60.0 × 55.0 cm




Built-in dishwasher, fully integrated

5VH 5X01ITE

EG1675



1.013,40*



Built-in dishwasher, fully integrated

5VF 5X01ITE

EG1662



860,40*



Built-in dishwasher, fully integrated

5VF 5X00EWEGB

EG1664



784,80*



Design			
Construction type	Fully integrated	Fully integrated	Fully integrated
High-mounting	•	•	—
Height / width (in cm)	86.5 / 60	81.5 / 60	82.0 / 60

Consumption data & functions			
Energy consumption kWh ¹	92	92	95
Water consumption (in litres) ²	10.5	10.5	12
Noise level (in dBA) re 1 pW	48	48	46
Number of washing programmes	5	5	6
Washing programme types	Intensive 70°C, Auto 45°C–65°C, Eco 50°C, 1 h 65°C, Pre-rinse	Intensive 70°C, Auto 45°C–65°C, Eco 50°C, 1 h 65°C, Pre-rinse	Intensive 65°C, Mix 55°C, Eco 50°C, Quick 45°C, Disinfect 65°C, Soak
Special functions	Hygiene Plus, Half load	Hygiene Plus, Half load	Half load

Operating comfort & equipment			
Operation	Programme selection button	Programme selection button	Programme selection button
Number of standard place settings	12	12	14
Programme status display	•	•	•
Remaining time display	•	•	•
Start time preselection (in hours)	1–24	1–24	1–12
Optical operating display	Info Light	Info Light	—
Acoustic program finish signal	•	•	•
Cutlery storage	Cutlery basket	Cutlery basket	Cutlery basket
Height-adjustable upper basket	•	•	•
Folding spikes in the upper basket/lower basket	—/2	—/2	—/—
Aqua sensor / load sensor	•/•	•/•	—/—
Dosing assistant	•	•	—
Interior / Base	Stainless steel / Polinox	Stainless steel / Polinox	Stainless steel / Stainless steel
Water protection system	Aquastop	Aquastop	Aquastop
Drag hinge	—	—	—

Technical data			
Energy efficiency class	E	E	E
Connected load	2.4 kW / 220–240 V	2.4 kW / 220–240 V	1.9 kW / 220–240 V
Appliance dimensions (H × W × D)	86.5 × 59.8 × 55.0 cm	81.5 × 59.8 × 55.0 cm	82.0–90.0 × 59.8 × 55.5 cm
Recess dimensions (H × W × D)	86.5–92.5 × 60.0 × 55.0 cm	81.5–87.5 × 60.0 × 55.0 cm	82.0–90.0 × 60.0 × 56.0 cm

Built-in dishwasher, fully integrated

5VT 8X00EWEGB

EG1694



784,80*



Built-in dishwasher, semi integrated

5VI 5S02HTE

EG1608



907,20*



Built-in dishwasher, semi integrated

5VI 5S00ITE

EG1601



757,80*




Design			
Construction type	Fully integrated	Semi integrated	Semi integrated
High-mounting	—	•	•
Height / width (in cm)	82.0 / 45	81.5 / 60	81.5 / 60

Consumption data & functions			
Energy consumption kWh ¹	76	82	92
Water consumption (in litres) ²	9	9.5	10.5
Noise level (in dBA) re 1 pW	47	48	50
Number of washing programmes	6	5	5
Washing programme types	Intensive 65°C, Auto 50°C–60°C, Eco 50°C, Quick 45°C, Glass 45°C, Soak	Intensive 70°C, Auto 45°C–65°C, Eco 50°C, 1 h 65°C, Pre-rinse	Intensive 70°C, Auto 45°C–65°C, Eco 50°C, 1 h 65°C, Pre-rinse
Special functions	Half load	Extra dry, Hygiene Plus, Vario Speed Plus, Machine cleaning programme	Hygiene Plus, Half load

Operating comfort & equipment			
Operation	Programme selection button	Programme selection button	Programme selection button
Number of standard place settings	10	12	12
Programme status display	•	•	•
Remaining time display	•	•	•
Start time preselection (in hours)	1–12	1–24	1–24
Optical operating display	—	—	—
Acoustic program finish signal	•	—	—
Cutlery storage	Cutlery basket	Cutlery basket	Cutlery basket
Height-adjustable upper basket	•	•	•
Folding spikes in the upper basket/lower basket	—/—	—/2	—/2
Aqua sensor / load sensor	—/—	•/•	•/•
Dosing assistant	—	•	•
Interior / Base	Stainless steel / Stainless steel	Stainless steel / Polinox	Stainless steel / Polinox
Water protection system	Aquastop	Aquastop	Aquastop
Drag hinge	—	—	—

Technical data			
Energy efficiency class	E	D	E
Connected load	1.9 kW / 220–240 V	2.4 kW / 220–240 V	2.4 kW / 220–240 V
Appliance dimensions (H × W × D)	82.0–90.0 × 44.8 × 55.5 cm	81.5 × 59.8 × 57.3 cm	81.5 × 59.8 × 57.3 cm
Recess dimensions (H × W × D)	82.0–90.0 × 45.0 × 56.0 cm	81.5–87.5 × 60.0 × 55.0 cm	81.5–87.5 × 60.0 × 55.0 cm



WASHER DRYER

Wash and dry in one appliance.

BLAUPUNKT

7+5kg



Built-in Washer dryer

5WT 6X00GB



EG1699

1474,20*

Output, consumption

- Energy Efficiency Class Wash / Dry: E¹⁾
- Energy Efficiency Class Wash: D¹⁾
- Energy consumption²⁾ / Water consumption³⁾
Wash / Dry: 324 kWh / 66 l
- Energy consumption⁴⁾ / Water consumption⁵⁾
Wash: 69 kWh / 44 l
- Up to 7 kg capacity (washing) and 5 kg capacity (drying)
- Airborne acoustical noise emissions: 73 dB
- Airborne acoustical noise emission class: B
- Spin speed: 1.351 U / min
- Spin-drying efficiency class: B
- Connection loads: 220 – 240V / 1.85 kW

Features, comfort

- Optimized automatic quantity control detects the amount of laundry and adjusts the washing parameters accordingly
- Extremely durable and wear-resistant Inverter-Motor
- Fiber protection through drum movements precisely matched to the selected program
- Water protection system
- Easily accessible Foreign object filter
- Energy optimized Basic Programs: Eco 40°C – 60°C, 20°C, Cotton, Wool, Spin & Drain, Mixed
- Time optimized programme: Wash & Dry 90', Wash & Dry 45', Rapid 30'

- Special Color program: White
- Wash & Dry 45': in only 45 minutes your laundry is washed and dried
- Wash & Dry 90': ready in only 90 minutes
- Rapid 30' – this cycle lasts only 30 minutes, saving time and energy
- Steam-Option – Inhibits bad odors and creases through automatic drum movements and the addition of steam for up to 6 hours after the end of the cycle
- Colours 15°C – protect colours by washing in cold water
- 53 % of moisture contained in load

Technical data and dimensions (H x W x D)

- Door hinge left
- Appliance dimensions: 82.0 – 90.0 x 59.5 x 54.5 cm
- Installation dimensions: 82.0 – 90.0 x 60.0 x 57.0 cm



¹⁾ Scale of Energy Efficiency Classes from A to G

²⁾ Energy consumption in kWh per 100 complete cycles (in Eco 40 – 60°C program)

³⁾ Water consumption in litres per complete cycle (in Eco 40 – 60°C program)

⁴⁾ Energy consumption in kWh per 100 washing cycles (in Eco 40 – 60°C program)

⁵⁾ Weighted water consumption in litres per washing cycle (in Eco 40 – 60°C program)

BLAUPUNKT ADDITIONAL ACCESSORIES



Griddle plate

5Z 99GP01

EG13941

240,30*

Teppanyaki plate

5Z 99TP01

EG13942

240,30*

(H x W x D)

40.8 x 24.0 x 5.0 cm incl. handle

40.8 x 24.0 x 2.1 cm without handle

Compatible with all hobs.

It's every barbecue fan's dream: It may be raining, snowing or stormy outside – he can still indulge his passion inside. With the cast iron barbecue grill or the Teppanyaki grill, steaks, fish and vegetables get that familiar aroma from the open-air barbecue season.

Special accessories for ovens and electric stoves



Enamelled baking tray (black)

5Z 11BE11

EG12202

53,10*

Compatible with

5B10K 0050 (EG1222)
5B10M 0050 (EG1223)
5B10M 0060 (EG1224)



Universal pan (black)

5Z 36BA50

EG12331

37,80*

Compatible with

5B36N 0250GB (EG1234)
5B36P 0250GB (EG1274)



Universal pan (black)

5Z 50CB10E1

EG12802

18,00*

Compatible with

5B60M 8690GB (EG1297)
5C60M 8690GB (EG1594)



Universal pan (grey)

5Z 50CB10E0

EG12642

26,10*

Compatible with

5B50P 8590GB (EG1296)
5B90S 8990GB (EG1298)
5C90S 8990GB (EG1595)
5B50N 8590GB (EG1252)



Universal pan (grey)

5Z 11BU11

EG11011

66,60*

Compatible with

5B10K 0050 (EG1222)
5B10M 0050 (EG1223)
5B10M 0060 (EG1224)



Glass dish

5Z 50CG10E0

EG15141

111,60*

Compatible with

5B60M 8690GB (EG1297)
5C60M 8690GB (EG1594)



Multi-use wire shelf


5Z 11CR13X0

EG12421

50,40*

Compatible with

5B10K 0050 (EG1222)
5B10M 0050 (EG1223)
5B10M 0060 (EG1224)



Multi-use wire shelf


5Z 50CR10X0

EG12641

37,80*

Compatible with

5B50P 8590GB (EG1296)
5B90S 8990GB (EG1298)
5C90S 8990GB (EG1595)
5B50N 8590GB (EG1252)



Multi-use wire shelf

5Z 50CR10X1

EG12801

33,30*

Compatible with

5B60M 8690GB (EG1297)
5C60M 8690GB (EG1594)



Telescopic extension rail

5Z 50CU10E0

EG12643

91,80*

Compatible with

5B50P 8590GB (EG1296)
5B90S 8990GB (EG1298)
5B50N 8590GB (EG1252)



Telescopic extension rail

5Z 36VC50

EG12332

83,70*

Compatible with

5B36N 0250GB (EG1234)
5B36P 0250GB (EG1274)



Steamer insert (stainless steel)

5Z 50CS10E0

EG15421

44,10*

Compatible with

5C90S 8990GB (EG1595)



Temperature probe

5Z 50TE10E0

EG12811

14,40*

Compatible with

5B90S 8990GB (EG1298)



Temperature probe

5Z 50TE10E1


EG15422

19,80*

Compatible with

5C90S 8990GB (EG1595)

Accessories for hobs with integrated extraction

	Round duct FK 101 Plastic 53,64*	Compatible with 5IX 99291 (EG1395) 5IX 80290 (EG1363) 5IX 94291 (EG1397) 5IX 60290 (EG1362) 5IX 90291 (EG1349)	Plastic
	Adapter FK 102 Plastic 14,58*	Compatible with 5IX 99291 (EG1395) 5IX 80290 (EG1363) 5IX 94291 (EG1397) 5IX 60290 (EG1362) 5IX 90291 (EG1349)	Plastic
	Wall box with stainless steel external vent FK 130 Plastic 260,10* FK 161 Metal 632,52*	Compatible with 5IX 99291 (EG1395) 5IX 80290 (EG1363) 5IX 94291 (EG1397) 5IX 60290 (EG1362) 5IX 90291 (EG1349)	Plastic or metal
	Base ventilation grille FK 150 Plastic 38,88*	Compatible with 5IX 99291 (EG1395) 5IX 80290 (EG1363) 5IX 94291 (EG1397) 5IX 60290 (EG1362) 5IX 90291 (EG1349)	Plastic
	Connector 15° curve - horizontal - FK 113 Plastic 23,58*	Compatible with 5IX 99291 (EG1395) 5IX 80290 (EG1363) 5IX 94291 (EG1397) 5IX 60290 (EG1362) 5IX 90291 (EG1349)	Plastic
	Deflector 90° FK 114 Plastic 46,80* FK 155 Metal 105,48*	Compatible with 5IX 99291 (EG1395) 5IX 80290 (EG1363) 5IX 94291 (EG1397) 5IX 60290 (EG1362) 5IX 90291 (EG1349)	Plastic or metal
	Adapter FK 115 Plastic 41,76* FK 159 Metal 100,08*	Compatible with 5IX 99291 (EG1395) 5IX 80290 (EG1363) 5IX 94291 (EG1397) 5IX 60290 (EG1362) 5IX 90291 (EG1349)	Plastic or metal
	Coupling FK 110 Plastic 18,00* FK 158 Metal 83,88*	Compatible with 5IX 99291 (EG1395) 5IX 80290 (EG1363) 5IX 94291 (EG1397) 5IX 60290 (EG1362) 5IX 90291 (EG1349)	Plastic or metal

	Connector 90° elbow - horizontal - FK 111 Plastic 47,16* FK 157 Metal 100,44*	Compatible with 5IX 99291 (EG1395) 5IX 80290 (EG1363) 5IX 94291 (EG1397) 5IX 60290 (EG1362) 5IX 90291 (EG1349)	Plastic or metal
	Connector 90° elbow - vertical - FK 112 Plastic 43,02* FK 156 Metal 93,60*	Compatible with 5IX 99291 (EG1395) 5IX 80290 (EG1363) 5IX 94291 (EG1397) 5IX 60290 (EG1362) 5IX 90291 (EG1349)	Plastic or metal
	Flat duct FK 100 Plastic 40,68* FK 152 Metal 212,40*	Compatible with 5IX 99291 (EG1395) 5IX 80290 (EG1363) 5IX 94291 (EG1397) 5IX 60290 (EG1362) 5IX 90291 (EG1349)	Plastic or metal
	Kit for right air outlet 5Z 9104X1 EG13991 50,40*	Compatible with 5IX 99291 (EG1395) 5IX 94291 (EG1397) 5IX 90291 (EG1349)	
	Activated carbon filter 5Z 9105X1 EG13992 111,60*	Compatible with 5IX 99291 (EG1395) 5IX 94291 (EG1397)	
	Set of 2 activated carbon filters 5Z 9009LF1 EG13961 199,80*	Compatible with 5IX 90291 (EG1349)	
	Activated carbon filter 5Z 9401X1 EG13631 80,10*	Compatible with 5IX 80290 (EG1363)	
	Activated carbon filter 5Z 9402X1 EG13621 80,10*	Compatible with 5IX 60290 (EG1362)	

Accessories for hobs with integrated extraction



Grease filter insert with mesh fabric

5Z 9403X1

EG13632

117,90*

Compatible with

5IX 80290 (EG1363)

Using this filter improves the filter efficiency class from B to A.



Grease filter insert with mesh fabric

5Z 9404X1

EG13622

117,90*

Compatible with

5IX 60290 (EG1362)

Using this filter improves the filter efficiency class from B to A.

Special accessories for gas hobs



Nozzle set / liquid gas

5Z 9005EX1

EG13400

36,00*

Compatible with

5GB 62190 (EG1342)

5GB 61150 (EG1340)



Nozzle set / liquid gas

5Z 9005EX2

EG13401

36,00*

Compatible with

5GB 72290 (EG1343)

5GB 71250 (EG1341)

Special accessories for extractor fan hoods



Stainless steel metallic grease filter

5Z 9100X3

EG18885

84,60*

Compatible with

5DL 69654 (EG1838) 5DO 69751 (EG1890)

5DL 69653 (EG1837)

with grease dip tray



Stainless steel metallic grease filter


5Z 9202X1

EG18441

100,80*

Compatible with

5DB 66254 (EG1846)



Stainless steel metallic grease filter


5Z 9203X1

EG18541

147,60*

Compatible with

5DB 69254 (EG1857)



Stainless steel metallic grease filter

5Z 9225X1

EG18672

163,80*

Compatible with

5DB 99751 (EG1872)



Stainless steel metallic grease filter

5Z 9208X1

EG18691

99,00*

Compatible with

5DL 66753 (EG1859)

5DL 68753 (EG1858)



Stainless steel metallic grease filter

5Z 9208X3

EG18891

151,20*

Compatible with

5DL 69753 (EG1895)



Metal handle

5Z 5750N0

EG18042

80,10*

Compatible with

5DA 36258 (EG1804)



Metal handle

5Z 5760N0

EG18012

63,00*

Compatible with

5DA 36453 (EG1824)



Metal handle

5Z 5790N0











EG18021










86,40*

Compatible with

5DA 39452 (EG1825)

Special accessories for extractor fan hoods

	Activated carbon filter 5Z 9102X1 EG18911 34,20*	Compatible with 5DB 66254 (EG1846) 5DB 69254 (EG1857)
	Activated carbon filter 5Z 9108X1 EG18132 59,40*	Compatible with 5DL 66753 (EG1859) 5DL 68753 (EG1858)
	Activated carbon filter 5Z 9108X3 EG18133 97,20*	Compatible with 5DL 69753 (EG1895)
	Activated carbon filter 5Z 9111X1 EG18171 33,30*	Compatible with 5DB 96453 (EG1813)
	Activated carbon filter 5Z 9101X1 EG18921 46,80*	Compatible with 5DF 92760 (EG1809)
	Starter set for circulation mode 5Z 51IT11X4 EG18242 75,60*	Compatible with 5DA 36453 (EG1824) 5DA 39452 (EG1825)
	Activated carbon filter 5Z 51ITB1X4 EG18243 54,00*	Compatible with 5DA 36453 (EG1824) 5DA 39452 (EG1825)
	Activated carbon filter 5Z 9125X1 EG18671 86,40*	Compatible with 5DB 99751 (EG1872)
	Activated carbon filter 5Z 9137X1 EG18261 63,00*	Compatible with 5DA 26450 (EG1826) 5DA 29450 (EG1827)
	Long-life activated carbon filter 5Z 9138X1 EG18491 799,20*	Compatible with 5SL 92500 (EG1849)

	Activated carbon filter 5Z 9114X1 EG18611 54,90*	Compatible with 5DB 66753 (EG1833) 5DS 69770 (EG1835) 5DB 69753 (EG1834) 5DS 99770 (EG1843)
	Activated carbon filter 5Z 9136X1 EG18471 67,50*	Compatible with 5DD 72556 (EG1847)
	Activated carbon filter 5Z 9121X1 EG18041 39,60*	Compatible with 5DA 36258 (EG1804)
	Activated carbon filter 5Z 9100X1 EG18881 65,70*	Compatible with 5DL 69654 (EG1838) 5DO 69751 (EG1890) 5DW 66751 (EG1828) 5DL 69653 (EG1837) 5DW 69751 (EG1829) 5DA 45450 (EG1864)
	Activated carbon filter 5Z 9134X1 EG18981 50,40*	Compatible with 5DX 89770 (EG1898)
	Long-life activated carbon filter 5Z 9100X2 EG18884 143,10*	Compatible with 5DL 69654 (EG1838) 5DO 69751 (EG1890) 5DL 69653 (EG1837)
	Long-life activated carbon filter 5Z 9114X2 EG18081 105,30*	Compatible with 5DB 66753 (EG1833) 5DS 69770 (EG1835) 5DB 69753 (EG1834) 5DS 99770 (EG1843)
	Long-life activated carbon filter 5Z 9135X1 EG18811 174,60*	Compatible with 5DD 72555 (EG1881)
	Starter set for circulation mode 5Z 9108X4 EG18136 111,60*	Compatible with 5DL 69753 (EG1895)
	Starter set for circulation mode 5Z 9106X4 EG18135 86,40*	Compatible with 5DL 68753 (EG1858) 5DL 66753 (EG1859)

Special accessories for extractor fan hoods



Chimney extension

5Z 9117X1

EG18882

122,40*

Compatible with

5DL 69653 (EG1837)

5DO 69751 (EG1890)

Upper flue, stainless steel, circulation 500 mm



Chimney extension

5Z 9118X1

EG18883

189,00*

Compatible with

5DL 69653 (EG1837)

5DO 69751 (EG1890)

Upper flue, stainless steel, circulation 990 mm



Chimney extension

5Z 9122X1

EG18221

132,30*

Compatible with

5DW 66751 (EG1828)

5DW 69751 (EG1829)

Upper flue, stainless steel, 770 mm



Chimney extension

5Z 9119X1

EG18612

189,00*

Compatible with

5DB 66753 (EG1833)

5DB 69753 (EG1834)

Upper flue, stainless steel, 990 mm



Chimney extension

5Z 9117X3

EG18887

105,30*

Compatible with

5DL 69654 (EG1838)

5DL 69653 (EG1837)

5DO 69751 (EG1890)

Upper flue, black, 500 mm



Chimney extension

5Z 9117X4

EG18888

168,30*

Compatible with

5DL 69654 (EG1838)

5DL 69653 (EG1837)

5DO 69751 (EG1890)

Upper flue, black, 990 mm



Chimney extension

5Z 9134X2

EG18982

103,50*

Compatible with

5DX 89770 (EG1898)

Upper flue, black, 500 mm



Chimney extension

5Z 9134X3

EG18983

160,20*

Compatible with

5DX 89770 (EG1898)

Upper flue, black, 900 mm



Upper and lower chimney set

5Z 9106X2

EG18134

86,40*

Compatible with

5DL 66753 (EG1859)

5DL 68753 (EG1858)

5DL 69753 (EG1895)

Black



Upper and lower chimney set

5Z 9117X2

EG18886

149,40*

Compatible with

5DL 69653 (EG1837)

5DO 69751 (EG1890)

Black



Glass holder

5Z 9301X1

EG18091

122,40*

Compatible with

5DF 92760 (EG1809)



Tablet holder

5Z 9302X1

EG18092

80,10*

Compatible with

5DF 92760 (EG1809)



Small parts holder

5Z 9303X1







EG18093

122,40*

Compatible with

5DF 92760 (EG1809)

Special accessories for dishwashers

	Panel strip 5A V10001 EG16541 48,60*	Compatible with 5VF 5X03HTE (EG1663) 5VF 5X01ITE (EG1662) 5VI 5S02HTE (EG1608) 5VI 5S00ITE (EG1601)	Height 81
	Panel strip 5A V10011 EG16731 67,50*	Compatible with 5VH 5X03HTE (EG1676) 5VH 5X01ITE (EG1675)	Height 86
	Panel strip 5A V10002 EG16811 48,60*	Compatible with 5VF 6X00EBE (EG1660)	Height 81
	Panel strip 5A V10022 EG16861 67,50*	Compatible with 5VH 6X00EBE (EG1684)	Height 86
	Cutlery drawer 5Z 1684BS00 EG16841 81,90*	Compatible with 5VH 6X00EBE (EG1684) 5VF 6X00EBE (EG1660)	
	Extension for aquastop CZ 7710X0 EG55301 51,30*	Compatible with 5VH 6X00EBE (EG1684) 5VF 6X00EBE (EG1660) 5VH 5X03HTE (EG1676) 5VF 5X03HTE (EG1663) 5VH 5X01ITE (EG1675) 5VF 5X01ITE (EG1662) 5VI 5S02HTE (EG1608) 5VI 5S00ITE (EG1601)	Length 2 m.



KITCHEN AND SOUND

The invisible connection of the Blaupunkt worlds Kitchen and Sound: the Blaupunkt Sound System works in the background but with a rich sound. Concealed behind the base cover or installed in cavities, it transforms your kitchen furniture into rhythmic cabinets creating a pulsating entertaining space. These can be connected via Bluetooth technology to compatible devices, connect to your smartphone or tablet.

Blaupunkt Sound System

ZM 100 / ZM 101 ZM 100: 271,26*
ZM 101: 376,74*

- Recommended installation behind base cover
- Operated via Bluetooth connection, e.g. with a smartphone or tablet

Consisting of

- 1 receiver module
- 2/4 exciters (structure-borne sound converter)
- Fastening material
- Connection lines

Technical data – receiver module

- 2 x 5 W loudspeaker outputs, impedance each 4 ohm
- Bluetooth CSR 2.1, compatible with all Bluetooth devices
- 240 V AC, max. distance to transmitter 10 m

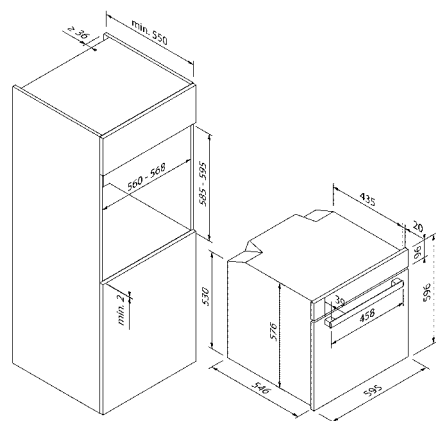
Technical data – exciter

- Rated load-carrying capacity 6 W
- Impedance 4 ohm
- Installation depth 2.6 cm

Dimensions (H x W x D)

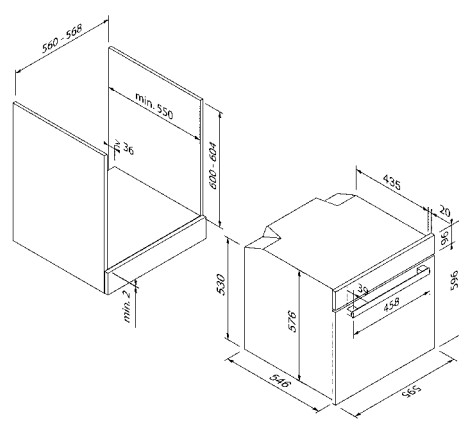
- 4.5 x 2.8 x 14.0 cm

Ovens and Stoves



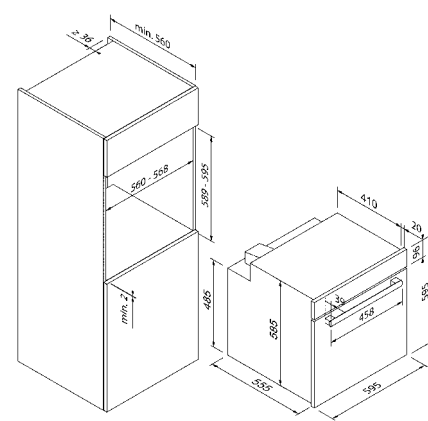
Suitable for oven TU

5B60M 8690GB 5B90S 8990GB
5B50P 8590GB 5B50N 8590GB



Suitable for oven BU

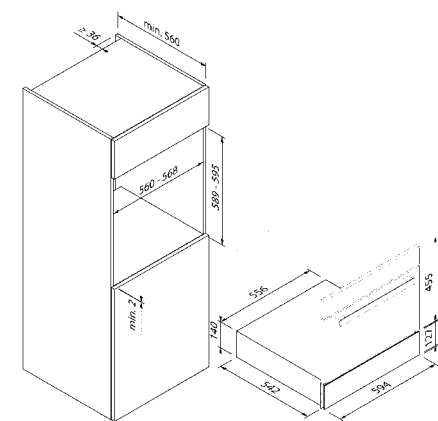
5B60M 8690GB 5B90S 8990GB
5B50P 8590GB 5B50N 8590GB



Suitable for oven TU

5B36P 0250GB 5B36N 0250GB

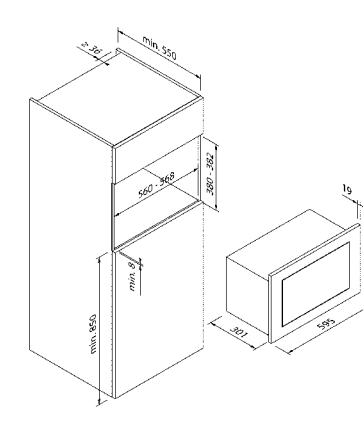
Warming drawer



Suitable for warming drawer

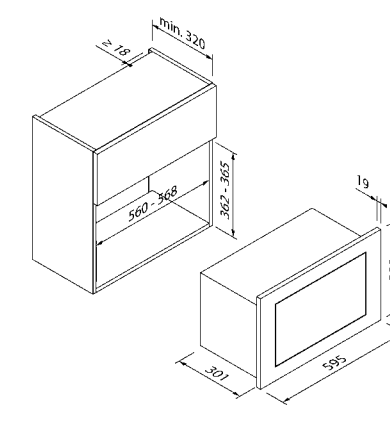
5WS 16400

Microwaves



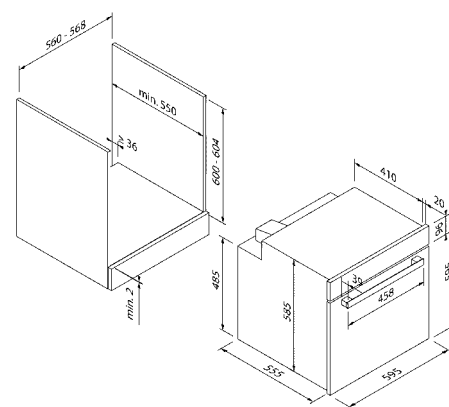
Suitable for microwave TU

5MA 26500GB



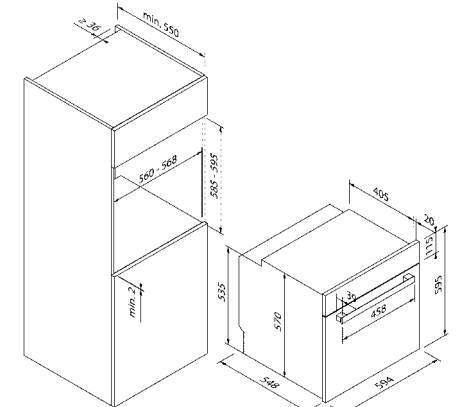
Suitable for microwave WU

5MA 26500GB



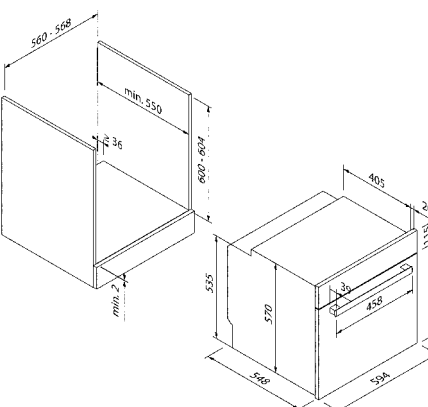
Suitable for oven BU

5B36P 0250GB 5B36N 0250GB



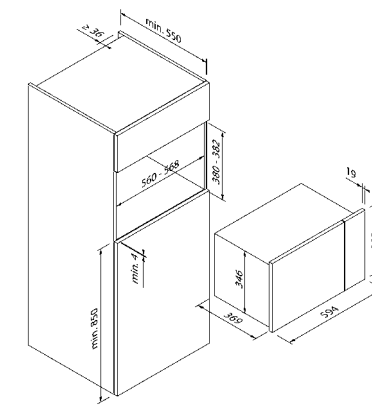
Suitable for oven TU

5B27M 7050 5B10K 0050
5B10M 0050 5B10M 0060



Suitable for oven BU

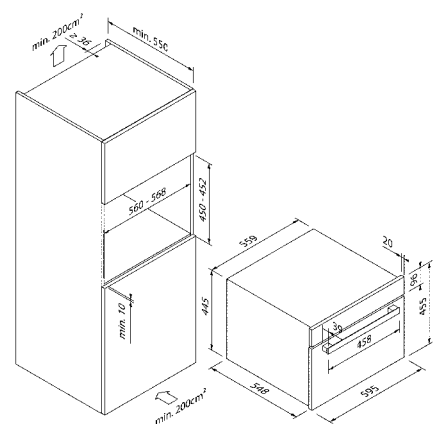
5B27M 7050 5B10K 0050
5B10M 0050 5B10M 0060



Suitable for microwave TU

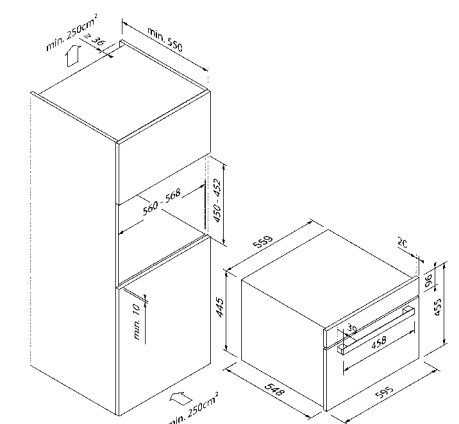
5MG 16199GB

Compact appliances



Suitable for compact appliance

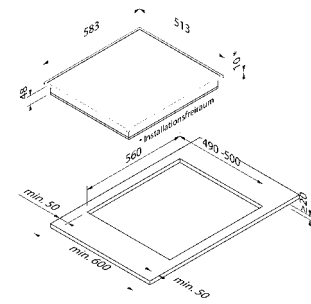
5C90S 8990GB 5C60M 8690GB



Suitable for compact appliance

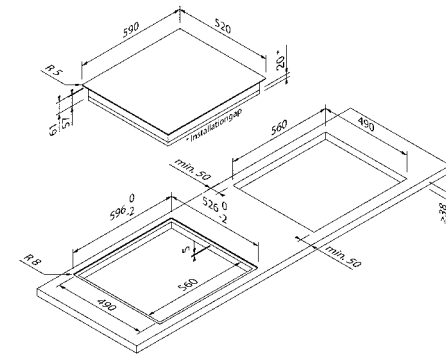
5MA 46510GB

Hobs



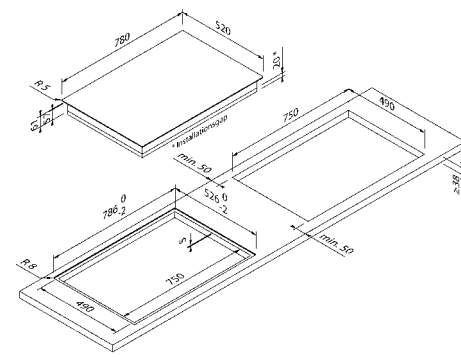
Suitable for hob | ceramic, stand-alone

SRG 64350 SRE 64350



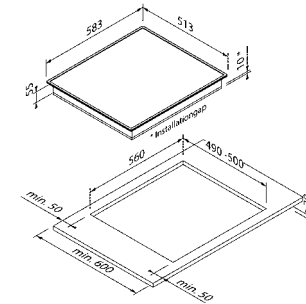
Suitable for hob | ceramic, stand-alone

SRG 64361 SRE 64361



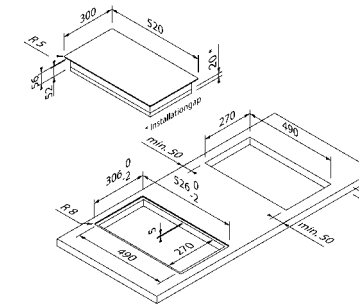
Suitable for hob | ceramic, stand-alone

SRG 74351



Suitable for hob | induction, stand-alone

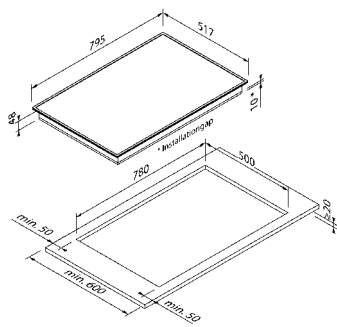
5IL 64351 5IE 64352



Suitable for hob | induction, stand-alone

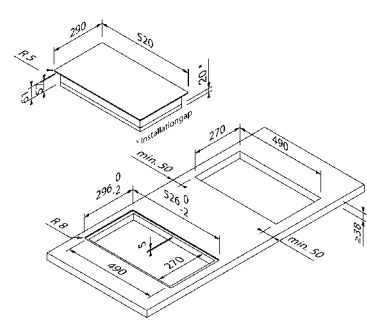
5IZ 34291

Gas hobs



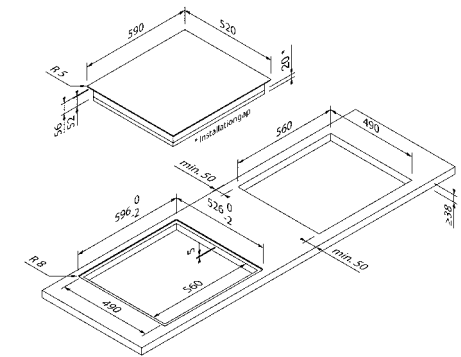
Suitable for hob | ceramic, stand-alone

5RH 84352



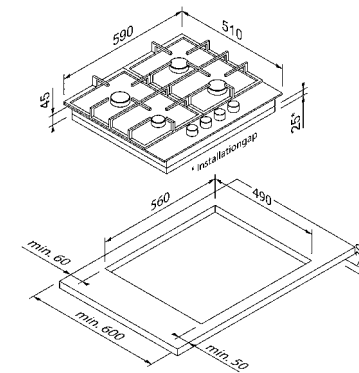
Suitable for hob | ceramic, stand-alone

5RZ 34411



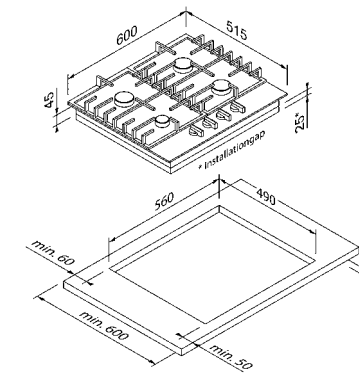
Suitable for hob | induction, stand-alone

5IE 64253 5IB 64211



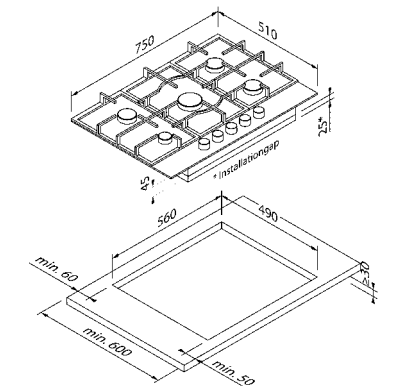
Suitable for gas hob

5GB 61150



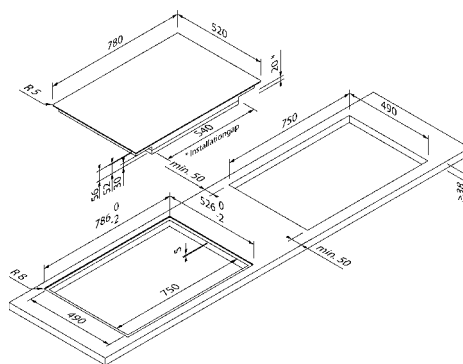
Suitable for gas hob

5GB 62190



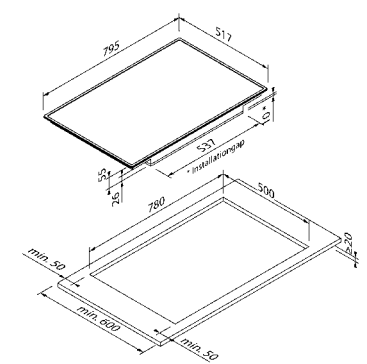
Suitable for gas hob

5GB 71250



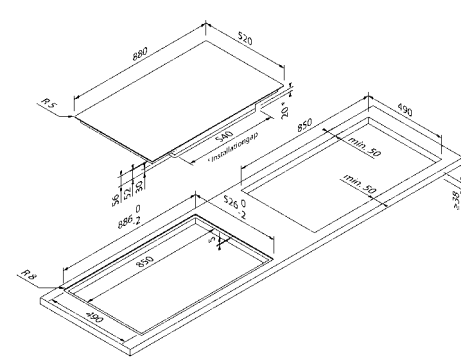
Suitable for hob | induction, stand-alone

5II 84251 5IE 84252



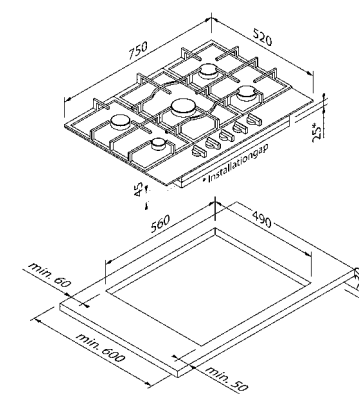
Suitable for hob | induction, stand-alone

5II 84352



Suitable for hob | induction, stand-alone

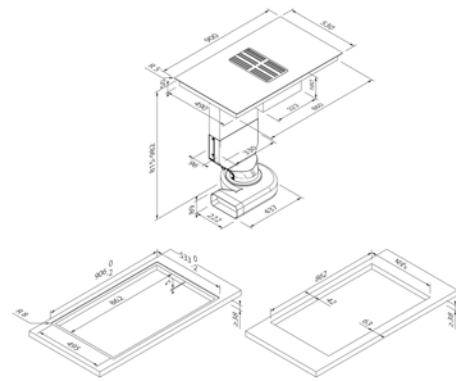
5II 94291



Suitable for gas hob

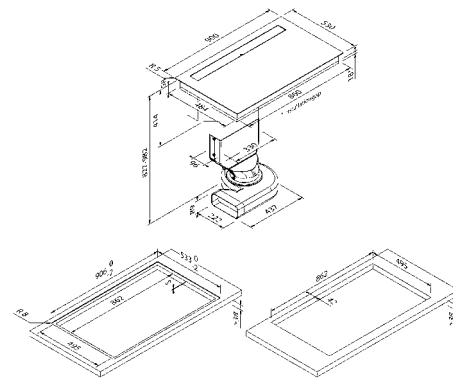
5GB 72290

Hob extractors



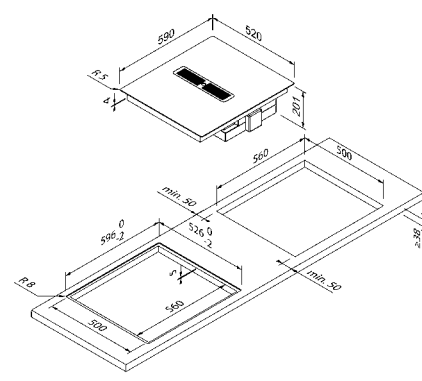
Suitable for hob extractor

SIX 90291



Suitable for hob extractor

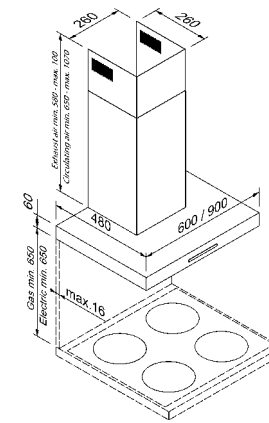
SIX 99291 SIX 94291



Suitable for hob extractor

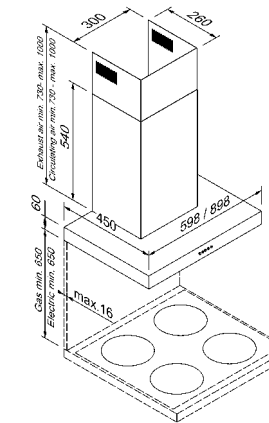
SIX 60290

Wall flues



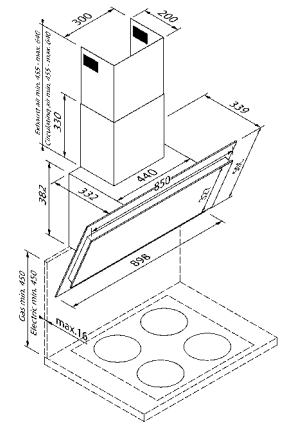
Suitable for wall flue

5DB 66254 5DB 69254



Suitable for wall flue

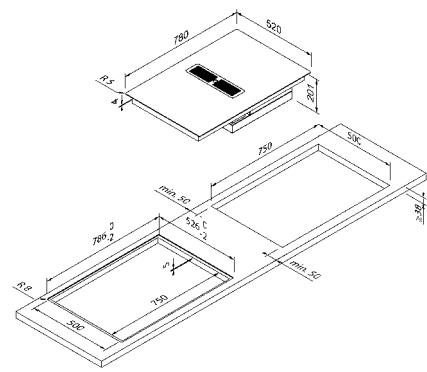
5DB 66753 5DB 69753



Suitable for wall flue

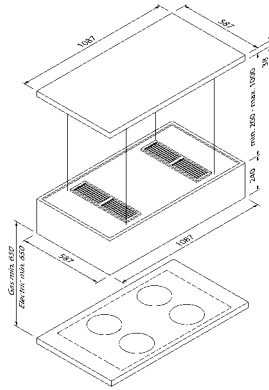
5DL 69653

Island flues



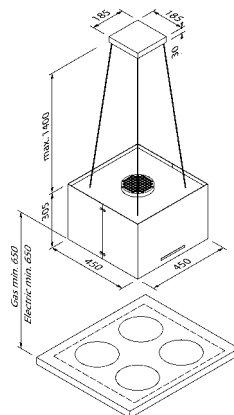
Suitable for hob extractor

SIX 80290



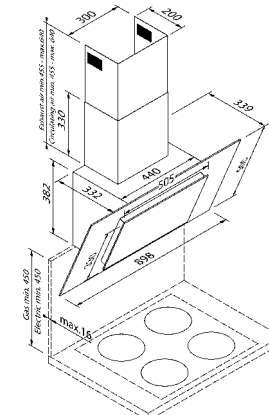
Suitable for island flue

5SL 92500



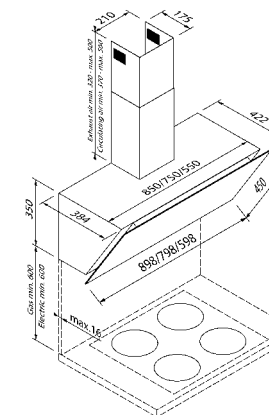
Suitable for island flue

5DB 96453



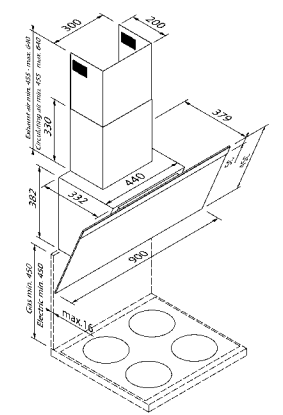
Suitable for wall flue

5DL 69654



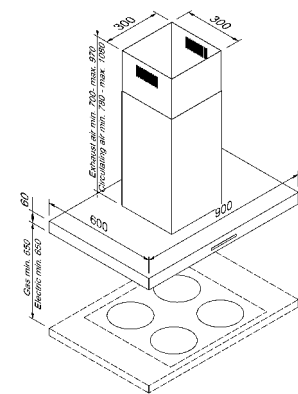
Suitable for wall flue

5DL 69753 5DL 66753



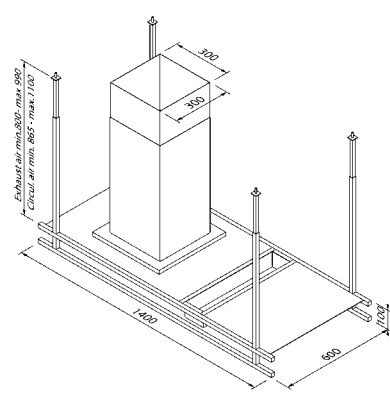
Suitable for wall flue

5DO 69751



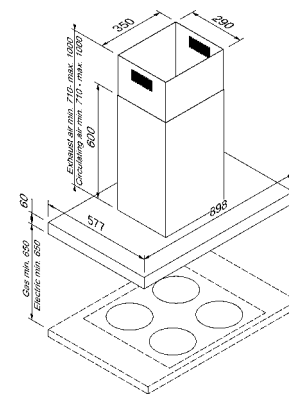
Suitable for island flue

5DB 99751



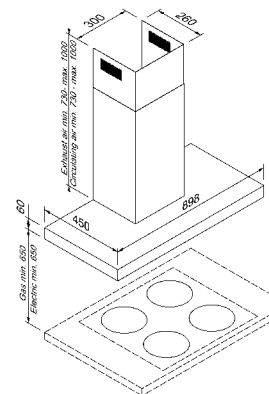
Suitable for island flue

5DF 92760



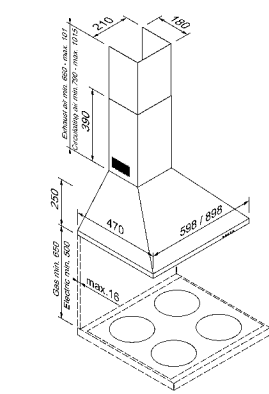
Suitable for island flue

5DS 99770



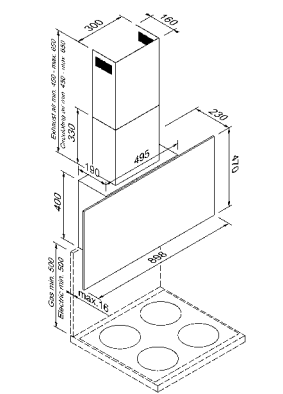
Suitable for wall flue

5DS 69770



Suitable for wall flue

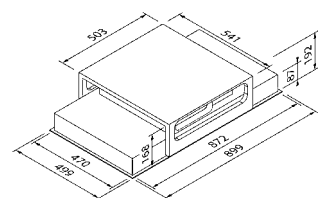
5DW 66751 5DW 69751



Suitable for wall flue

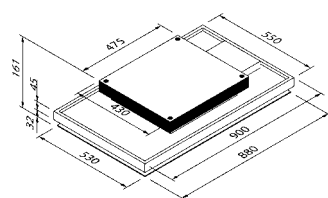
5DX 89770

Ceiling fans



Suitable for ceiling fan

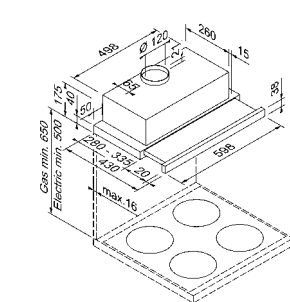
5DD 72555



Suitable for ceiling fan

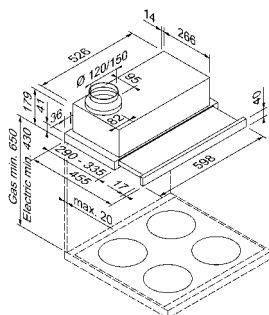
5DD 72556

Flat hoods and fan modules



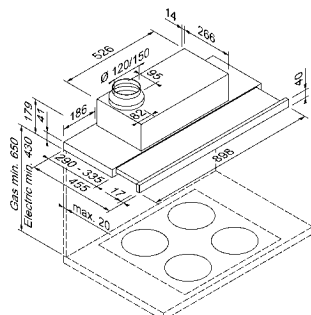
Suitable for flat hood

5DA 36258



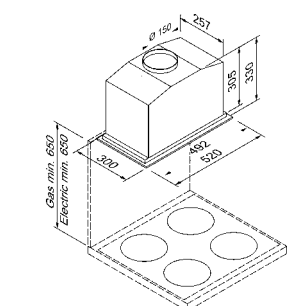
Suitable for flat hood

5DA 36453



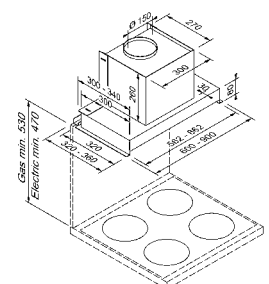
Suitable for flat hood

5DA 39452



Suitable for fan module

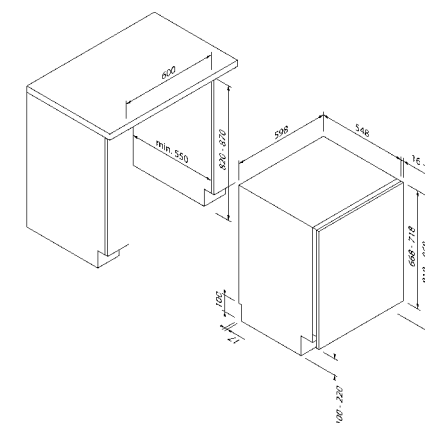
5DA 45450



Suitable for fan module

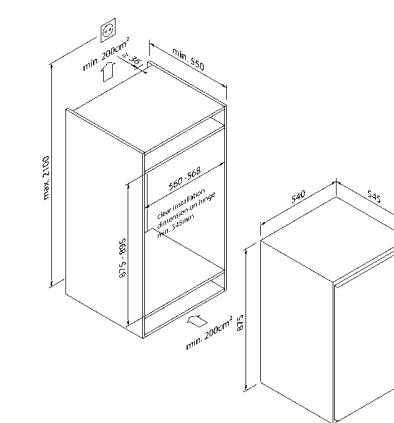
5DA 26450 5DA 29450

Cooling units



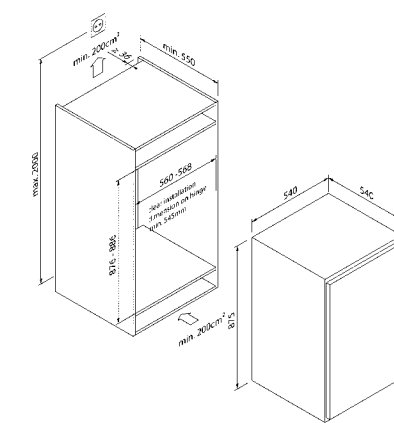
Suitable for refrigeration | underframe cooler | 82

5CP 210FF0 5CN 210FF0



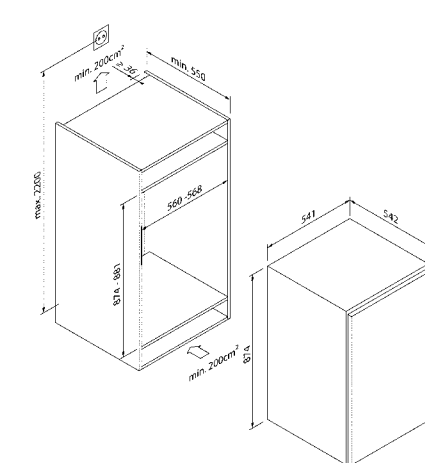
Suitable for freezer | 88

5FG 228FE0



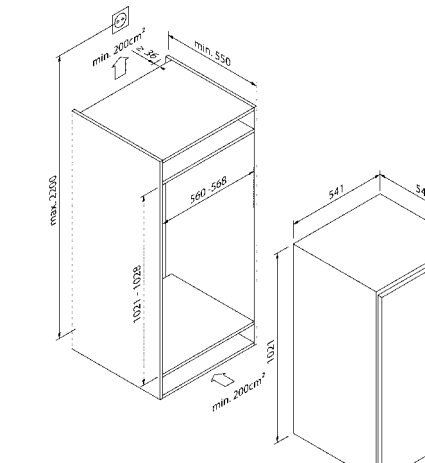
Suitable for refrigeration | 88

5CG 221FE0 5CK 221FE0



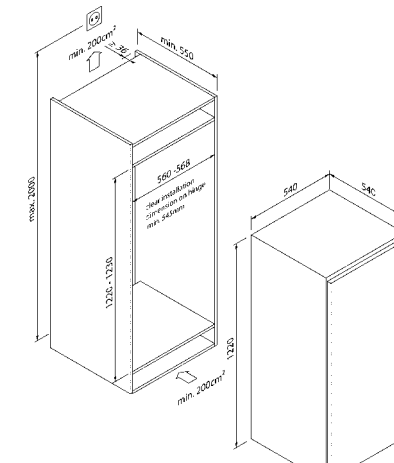
Suitable for refrigeration | 88

5CH 220FE0 5CL 220FE0



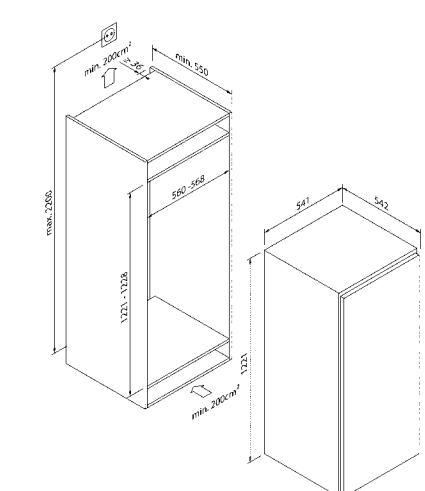
Suitable for refrigeration | 102.5

5CH 230FE0 5CL 230FE0



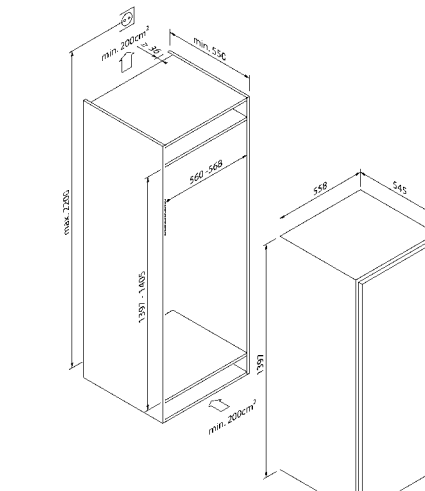
Suitable for refrigeration | 122.5

5CG 241FE0 5CK 241FE0



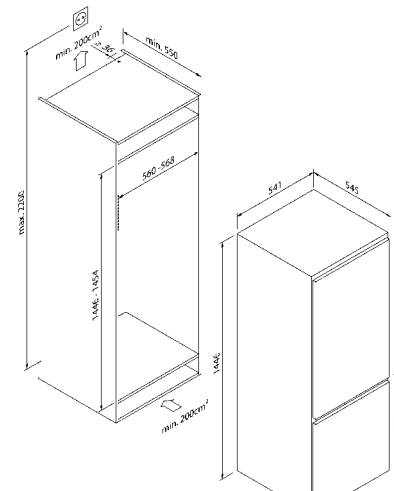
Suitable for refrigeration | 122.5

5CH 240FE0 5CL 240FE0



Suitable for refrigeration | 140

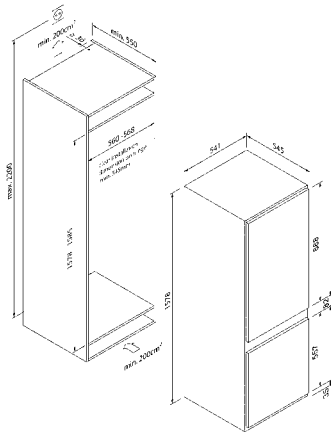
5CE 351FE0



Suitable for refrigeration | 145

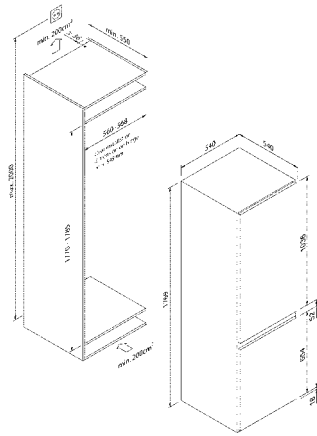
5CC 267FF0

Cooling units



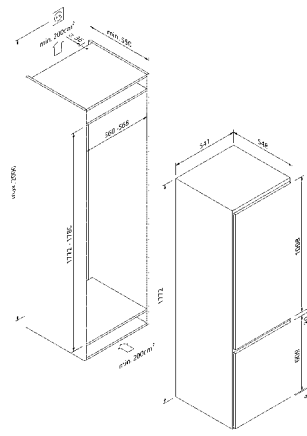
Suitable for refrigeration | 158

5CB 277SF0



Suitable for refrigeration | 178

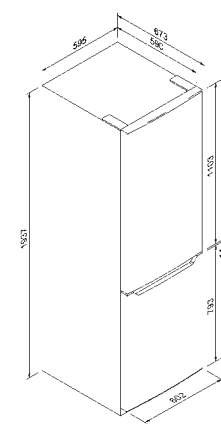
5CB 281FF0



Suitable for refrigeration | 178

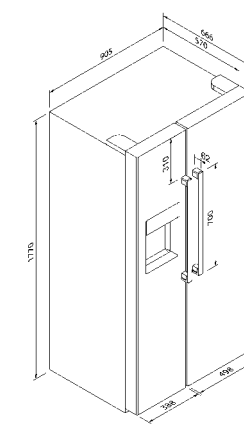
5CC 287FE0

Freestanding refrigerations



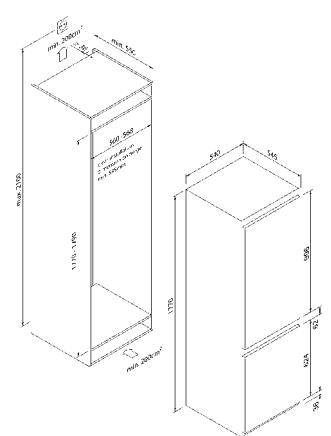
Suitable for free-standing cooler

5FS 310SE0



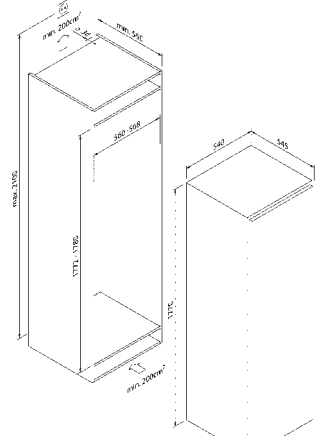
Suitable for free-standing cooler

5SB 891SE0



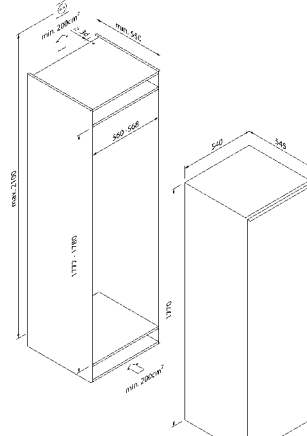
Suitable for refrigeration | 178

5CB 288FE1



Suitable for refrigeration | 178

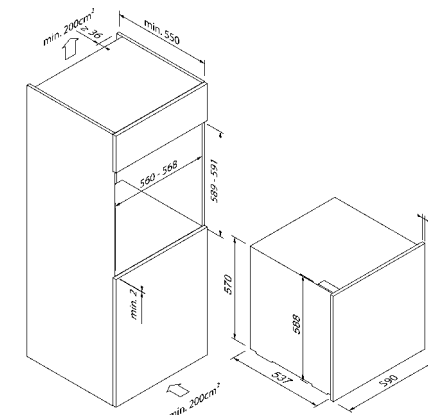
5SCL 288FE0



Suitable for freezer | 178

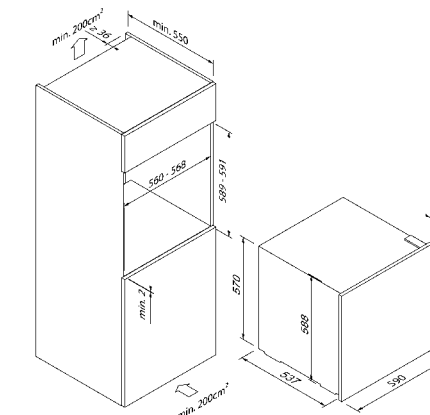
5FG 288FE0

Wine refrigerations



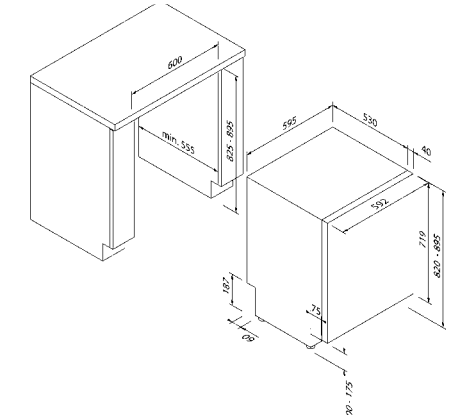
Suitable for wine cooler

5WK 610FFOL



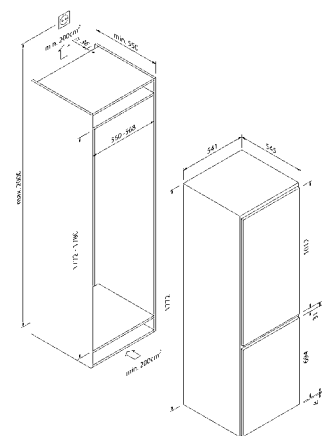
Suitable for wine cooler

5WK 610FFOR



Suitable for under cabinet mount wine cooler

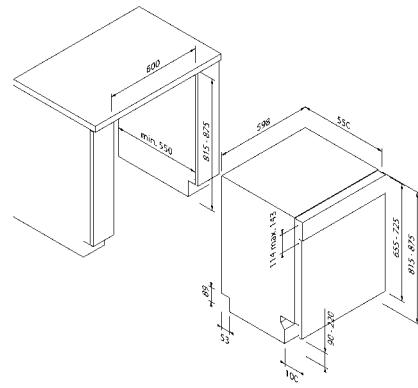
5WK 820FFOR



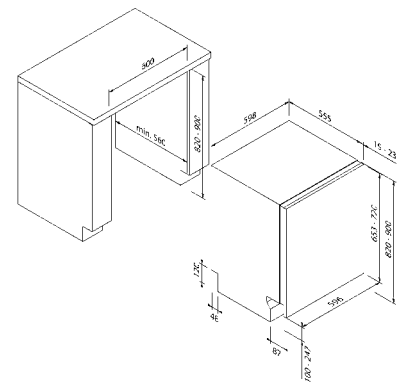
Suitable for refrigeration | 178

5CR 286FE0

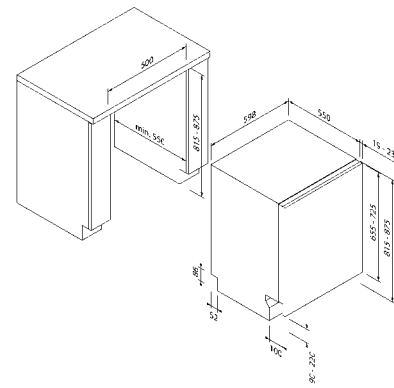
Dishwashers



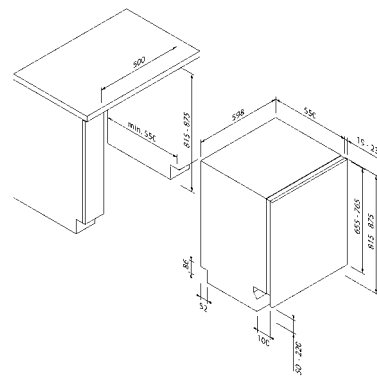
Suitable for dishwasher | partially integrated
SVI 5S00ITE SVI 5S02HTE



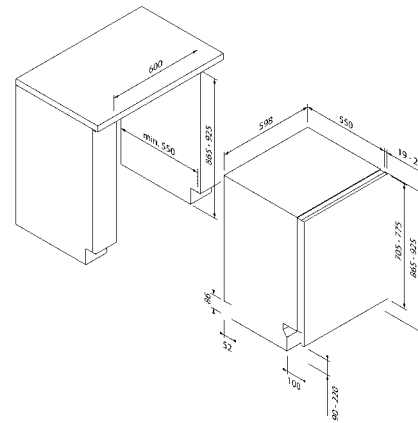
Suitable for dishwasher | fully integrated
SVF 5X00EWGB



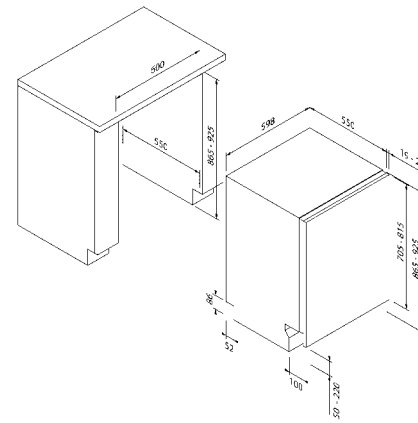
Suitable for dishwasher | fully integrated
SVF 5X01ITE SVF 5X03HTE



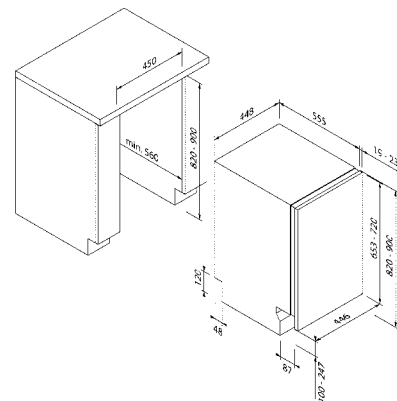
Suitable for dishwasher | fully integrated
5VF 6X00EBE



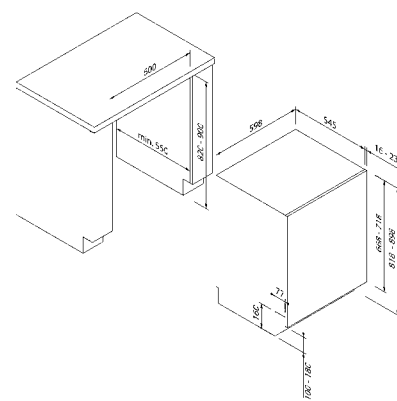
Suitable for dishwasher | fully integrated
5VH 5X01ITE 5VH 5X03HT



Suitable for dishwasher | fully integrated
5VH 6X00EBE



Suitable for dishwasher | fully integrated
5VT 8X00EWGB



Suitable for washer dryer | fully integrated
5WT 6X00GB

BLAUPUNKT SERVICE

Blaupunkt built-in kitchen appliances / customer service,
repair service, user advice, spare parts and accessories:

Tel: 00 800 32 289 000
service.MT@blaupunkt-appliances.com

Manufacturer's
warranty

2 years

Convincing quality with Blaupunkt warranty.

Blaupunkt kitchen appliances are exclusively produced from the best materials and according to the highest working standards. Blaupunkt provides a three-year manufacturer's warranty on every appliance and every repair carried out by the integrated kitchen appliances customer service.

You have chosen a piece of premium kitchen equipment with Blaupunkt appliances. Our professional service is available to assist you after the purchase. Our qualified employees are pleased to remain at your disposal. Our customer service experts for Blaupunkt integrated kitchen appliances will professionally answer all questions about the appliances. Here you can obtain all information on handling, functions and performance.



Your direct way to Blaupunkt.
malta.blaupunkt-appliances.com





HK Appliances GmbH
Werkstraße 3
32289 Rödinghausen (Germany)

Reproduction in part or whole only with the permission of the publisher. Printed in Germany 09 / 2022.

No liability for printing errors. Errors and technical changes reserved. This catalogue is for specialist dealers only.